

# ENDICOTT RESEARCH CENTER



New England Association Of Schools And Colleges • NEASC  
Commission On International Education • CIE  
in association with  
The Council Of International Schools • CIS  
- self-study survey results for -

**American United School of Kuwait**



Report compiled on November 04 2016



ENDICOTT  
COLLEGE

RESEARCH CENTER

[THIS PAGE INTENTIONALLY LEFT BLANK]

## TABLE OF CONTENTS

Introduction . . . . .	5
Demographics . . . . .	9
Parent by language Demographics . . . . .	17

---

### TOTAL IN AGREEMENT

Section A: School Guiding Statements . . . . .	19
Section A: Parent by Language . . . . .	27
Section B: Teaching and Learning . . . . .	28
Section B: Parent by Language . . . . .	64
Section C: Governance and Leadership . . . . .	71
Section C: Parent by Language . . . . .	84
Section D: Faculty and Support Staff . . . . .	87
Section D: Parent by Language . . . . .	102
Section E: Access to Teaching and Learning . . . . .	103
Section E: Parent by Language . . . . .	114
Section F: School Culture and Partnerships for Learning . . . . .	116
Section F: Parent by Language . . . . .	133
Section G: Operational Systems . . . . .	138
Section G: Parent by Language . . . . .	157

---

### FREQUENCY DISTRIBUTION

Section A: School Guiding Statements . . . . .	161
Section B: Teaching and Learning . . . . .	164
Section C: Governance and Leadership . . . . .	175
Section D: Faculty and Support Staff . . . . .	181
Section E: Access to Teaching and Learning . . . . .	185
Section F: School Culture and Partnerships for Learning . . . . .	190
Section G: Operational Systems . . . . .	196

---

### DESCRIPTIVE STATISTICS

Section A: School Guiding Statements . . . . .	203
Section B: Teaching and Learning . . . . .	209
Section C: Governance and Leadership . . . . .	220
Section D: Faculty and Support Staff . . . . .	226
Section E: Access to Teaching and Learning . . . . .	230
Section F: School Culture and Partnerships for Learning . . . . .	235
Section G: Operational Systems . . . . .	240

[THIS PAGE INTENTIONALLY LEFT BLANK]

## INTRODUCTION

The Endicott Research Center (ERC) at Endicott College provides educational leaders as well as policy makers with the development and inquiry capacity to support efforts in the reform of educational policy and practice. ERC's aims include: the conduct of high-quality research, evaluation and development support designed to inform educational policy and leaders at the state, national and international levels; to serve as a repository of research-based information in regards to the conditions and performance of educational systems; and to promote widespread use of that information, enhancing the research skills of faculty and staff, guest faculty, and, ultimately, students at advanced levels. In sum, ERC acts as a bridge between the worlds of the university and the classroom, between educational research and practice.

ERC is dedicated to helping educators and school administrators around the world reach their future dreams and lifelong aspirations by improving teaching and learning environments in the present. In addition, ERC partners with educational agencies throughout the world in order to improve teaching and learning. Among those agencies, the New England Association of Schools and Colleges and the Council of International Schools share many similar goals in the area of school improvement. Toward that end, NEASC and CIS invited ERC to help them develop opinion surveys keyed to NEASC/CIS's 8th Edition Standards. While these surveys are the property of the three sponsoring agencies, third parties collaborating with any of the three agencies are free to use the survey and its results in the effort to improve schools. This report describes the results of the NEASC/CIS Self-Study Survey© administered to your school.

This information provided can help guide your school in its ongoing effort to promote the highest teaching/learning standards. The NEASC/CIS Self-Study Survey© report is one of many tools you will employ in the course of your self-study. The survey measures people's perceptions of various aspects of school life. These perceptions provide a view that is helpful, but by no means exclusive, for assessing how well your school meets NEASC/CIS's accreditation standards. Observation of inter-personal dynamics, direct inspection of the physical plant, examination of school documents and procedures, and other such methods will all provide additional and valuable information. The survey report, along with other assessments, will make available a comprehensive set of data for ascertaining the degree to which your school meets NEASC/CIS's standards for accreditation.

Surveys were administered to five groups within your school community: Students, Staff, Parents, the Governing Board, and Graduates. Each group was asked a set of questions appropriate to their role and linked to the standards and indicators published by NEASC/CIS. This report is organized by standards and broken down by indicators within each standard. Under each indicator follows the questions that were asked of each group surveyed.

NEASC-CIE/CIS SELF STUDY SURVEY RESULTS  
AMERICAN UNITED SCHOOL OF KUWAIT

---

The seven sections are:

- A. SCHOOL GUIDING STATEMENTS
- B. TEACHING AND LEARNING
- C. GOVERNANCE AND LEADERSHIP
- D. FACULTY AND SUPPORT STAFF
- E. ACCESS TO TEACHING AND LEARNING
- F. SCHOOL CULTURE AND PARTNERSHIPS FOR LEARNING
- G. OPERATIONAL SYSTEMS

All total in agreement student data are reported by grade level and gender. Faculty/Staff data are reported by position (academic staff and support staff).

The results of the NEASC/CIS Self-Study Survey© are clear and comprehensive, but they are meaningless as mere measures. As a stakeholder at both ends of the numbers, your ownership of the data is critical in helping others begin the process of interpretation. The purpose of the report is not to compare schools, programs, or curricula, but to determine if the results align with your understanding of the vision and mission of your school and the degree to which your school aligns with NEASC/CIS's standards of accreditation. As you review this data, an open mind and an honest look are critical tools.

Keep in mind that your school is a living, breathing, complex organism. Remember:

- Working with the results is a process not an event
- You are an expert on your school over and above the numbers
- It is advisable and at times even necessary to ask those who took the survey to help in this process
- Critical analysis is much more time consuming than taking the survey itself
- Comparisons within your own school (e.g., by grade level and gender, or by comparing staff and student perceptions of the same indicator) are often instructive
- Ongoing conversations among colleagues, students, parents and board members provide the best way to make sense of the data
- The purpose of this entire effort is to improve your school, not to find fault or place blame
- Perceptions of the same data may differ. This is not only common, but also healthy for dialogue and growth

NEASC-CIE/CIS SELF STUDY SURVEY RESULTS  
AMERICAN UNITED SCHOOL OF KUWAIT

---

Not everyone is trained or even interested in analyzing complex data. However, everyone in a school community is generally open to understanding the forces that either foster or forestall teaching and learning. By committing time and attention to such a process, you will gain valuable insights into how your students, staff, parents, board members, and former students perceive their school. From those insights emerge the judgments and values that guide the development of action plans for improving upon what already works in your school, as well as overcoming the obstacles to achieving the best of what your school intends. The Endicott Research Center can assist you at any stage of this process.

Please direct any and all questions to:

Peter Hart  
Executive Director  
Endicott Research Center  
Endicott College  
376 Hale St.  
Beverly, MA 01915  
(978) 232-5100  
lehart@endicott.edu  
endicottresearchcenter.net

Report prepared on November 04 2016 by:

Michael Roberts  
Research Operations Manager  
Endicott Research Center  
Endicott College  
mroberts@endicott.edu  
endicottresearchcenter.net

[THIS PAGE INTENTIONALLY LEFT BLANK]



## RESPONDENTS

**Total** 833

**Students** 263

**Faculty / Staff** 132

**Parents** 430

**Board** 8

**Percent of Parents by number of Students:** 163.5

## STUDENTS

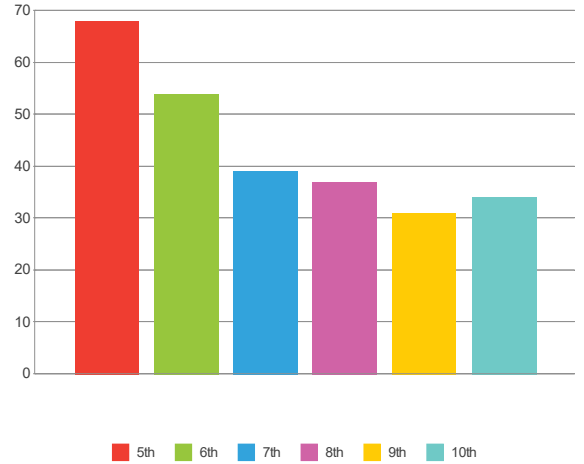
### Age:

9	8 3.0%
10	61 23.2%
11	48 18.3%
12	42 16.0%
13	40 15.2%
14	29 11.0%
15	29 11.0%
16	5 1.9%
Other	1 0.4%

### Grade/Year Group:

5th	68 25.9%
6th	54 20.5%
7th	39 14.8%
8th	37 14.1%
9th	31 11.8%
10th	34 12.9%

### Grade/Year Group:



### Gender:

Male	143 54.4%
Female	120 45.6%

## FACULTY & STAFF

### STAFF - Gender:

Male	31 23.5%
Female	101 76.5%

### STAFF - Grade/Year Group (select all that apply):

Pre-K	19
K	26
1st	31
2nd	35
3rd	29
4th	30
5th	26
6th	28
7th	32
8th	30
9th	31
10th	28
11th	5
12th	5
13th	1
other	8

### STAFF - Position:

Academic Staff (heads of subjects or divisions, teachers, librarians, guidance staff, teacher assistants)	102 77.3%
Support Staff	30 22.7%

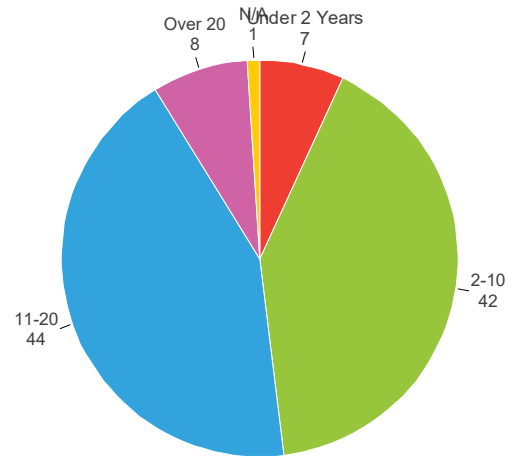
**NEASC-CIE/CIS SELF STUDY SURVEY RESULTS - DEMOGRAPHICS  
AMERICAN UNITED SCHOOL OF KUWAIT**

---

**STAFF - Years Teaching:**

**STAFF - Years Teaching:**

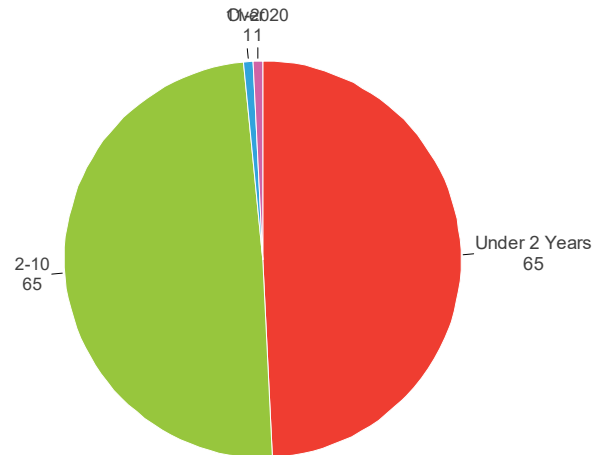
Under 2 Years	7 6.9%
2-10	42 41.2%
11-20	44 43.1%
Over 20	8 7.8%
N/A	1 1.0%



**STAFF - Years at Current Institution:**

**STAFF - Years at Current Institution:**

Under 2 Years	65 49.2%
2-10	65 49.2%
11-20	1 0.8%
Over 20	1 0.8%



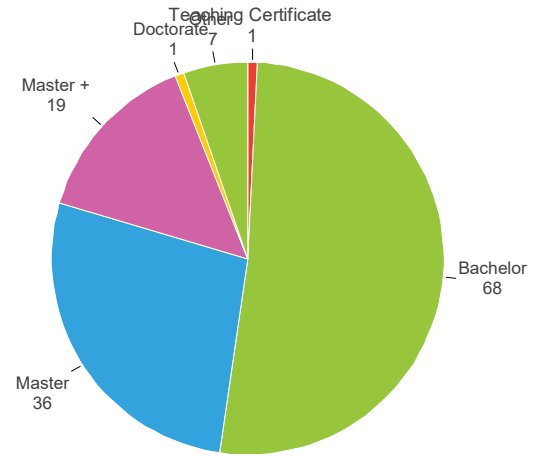
NEASC-CIE/CIS SELF STUDY SURVEY RESULTS - DEMOGRAPHICS  
AMERICAN UNITED SCHOOL OF KUWAIT

---

**STAFF - Highest Level of Education:**

**STAFF - Highest Level of Education:**

Teaching Certificate	1 0.8%
Bachelor	68 51.5%
Master	36 27.3%
Master +	19 14.4%
Doctorate	1 0.8%
Other	7 5.3%



**PARENTS**

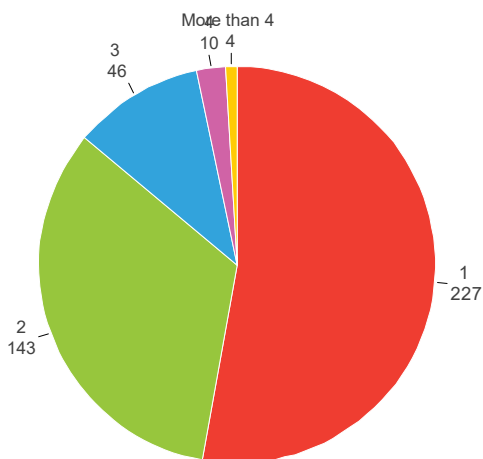
**Number of Children in School:**

1	227 52.8%
2	143 33.3%
3	46 10.7%
4	10 2.3%
More than 4	4 0.9%

**My Child is in Grade/Year Group (select all that apply):**

Pre-K	68
K	74
1st	78
2nd	69
3rd	59
4th	46
5th	64
6th	49
7th	37
8th	26
9th	29
10th	27
11th	3
12th	5

**Number of Children in School:**


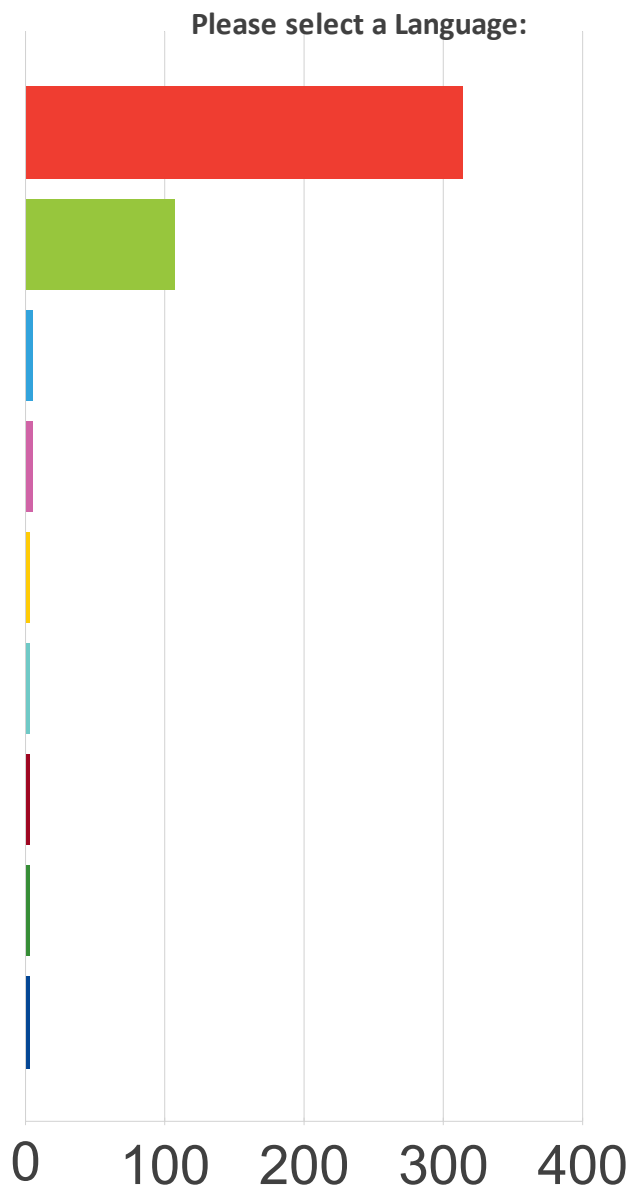


NEASC-CIE/CIS SELF STUDY SURVEY RESULTS - DEMOGRAPHICS  
 AMERICAN UNITED SCHOOL OF KUWAIT

Please select a Language:

Please select a Language:

English	312 72.6%
Arabic (Saudi Arabia)	105 24.4%
Spanish	4 0.9%
Turkish	4 0.9%
Chinese (Simplified, PRC)	1 0.2%
Vietnamese (Vietnam)	1 0.2%
Polish	1 0.2%
Kazakh (Kazakhstan)	1 0.2%
Indonesian (Indonesia)	1 0.2%



## BOARD MEMBERS

### **BOARD - Gender:**

Male	2 25.0%
Female	6 75.0%

### **BOARD - Number of Years on Board:**

1	4 50.0%
2-5	4 50.0%



NEASC-CIE/CIS SELF STUDY SURVEY RESULTS - DEMOGRAPHICS  
AMERICAN UNITED SCHOOL OF KUWAIT

---

PARENT DEMOGRAPHICS BY LANGUAGE

**Language**

English	312 72.6%
Arabic	105 24.4%
Other	13 3.0%

**My Child is in Grade/Year Group (select all that apply):**

	Language		
	English	Arabic	Other
Pre-K	43	22	3
K	53	20	1
1st	52	22	4
2nd	49	18	2
3rd	37	20	2
4th	34	11	1
5th	53	10	1
6th	39	8	2
7th	27	10	-
8th	18	8	-
9th	26	3	-
10th	20	6	1
11th	-	3	-
12th	1	4	-

NEASC-CIE/CIS SELF STUDY SURVEY RESULTS - DEMOGRAPHICS  
 AMERICAN UNITED SCHOOL OF KUWAIT

---

**Number of Children in School:**

	Language		
	English	Arabic	Other
1	168 53.8%	50 47.6%	9 69.2%
2	105 33.7%	36 34.3%	2 15.4%
3	33 10.6%	12 11.4%	1 7.7%
4	5 1.6%	5 4.8%	- -
More than 4	1 0.3%	2 1.9%	1 7.7%

NEASC-CIE/CIS SELF STUDY SURVEY RESULTS - TOTAL IN AGREEMENT - STANDARD A  
AMERICAN UNITED SCHOOL OF KUWAIT

---

**TOTAL IN AGREEMENT**

**SECTION A: SCHOOL GUIDING STATEMENTS**

**STANDARD A1 - The school shall be guided by clear and broadly accepted Guiding Statements of vision, mission, and educational objectives (or the equivalent using the school's chosen nomenclature and format) for students.**

**Total in Agreement**

	Total	Total in Agreement	Total - Disagreement
STUDENTS - 1. I am familiar with my school's mission or philosophy statement.	226	207 91.6%	19 8.4%
STAFF - 1. The school's Philosophy and Objectives or Mission Statement is appropriate to this school.	131	127 96.9%	4 3.1%
STAFF - 3. The school's Philosophy and Objectives or Mission Statement is regularly reviewed and revised, as necessary.	127	116 91.3%	11 8.7%
PARENTS - 1. I know and understand the mission or philosophy of my child's school.	429	415 96.7%	14 3.3%
BOARD - 1. The Philosophy and Objectives or Mission Statement of the school is clear, effective, and appropriate for the school.	8	8 100.0%	- -
BOARD - 2. I had an opportunity to provide input into the school's Philosophy and Objectives or Mission Statement.	7	6 85.7%	1 14.3%
BOARD - 3. I am aware of the review process for the school's Philosophy and Objectives or Mission Statement.	8	7 87.5%	1 12.5%
BOARD - 4. The school's Philosophy and Objectives or Mission Statement is used by the Board in making decisions about school programs and practices.	8	8 100.0%	- -

NEASC-CIE/CIS SELF STUDY SURVEY RESULTS - TOTAL IN AGREEMENT - STANDARD A  
AMERICAN UNITED SCHOOL OF KUWAIT

---

**TOTAL IN AGREEMENT**

**SECTION A: SCHOOL GUIDING STATEMENTS**

**STANDARD A1 - The school shall be guided by clear and broadly accepted Guiding Statements of vision, mission, and educational objectives (or the equivalent using the school's chosen nomenclature and format) for students.**

**Total in Agreement**

	Total	Total in Agreement	Total - Disagreement
BOARD - 5. As an individual board member, I regularly refer to the school's Philosophy and Objectives or Mission Statement in my decision making.	7	6 85.7%	1 14.3%

**STANDARD A1b - Students Total in Agreement by Gender and Grade**

**STUDENTS - 1. I am familiar with my school's mission or philosophy statement.**

	Base	Gender:		Grade/Year Group:					
		Male	Female	5th	6th	7th	8th	9th	10th
Total in Agreement	207 91.6%	110 90.9%	97 92.4%	52 88.1%	42 93.3%	32 94.1%	27 87.1%	25 92.6%	29 96.7%
Total - Disagreement	19 8.4%	11 9.1%	8 7.6%	7 11.9%	3 6.7%	2 5.9%	4 12.9%	2 7.4%	1 3.3%

NEASC-CIE/CIS SELF STUDY SURVEY RESULTS - TOTAL IN AGREEMENT - STANDARD A  
AMERICAN UNITED SCHOOL OF KUWAIT

---

**STANDARD A1b - Faculty/Staff Total in Agreement by Position**

**STAFF - 1. The school's Philosophy and Objectives or Mission Statement is appropriate to this school.**

	Base	STAFF - Position:	
		Academic Staff (heads of subjects or divisions, teachers, librarians, guidance staff, teacher assistants)	Support Staff
Total in Agreement	127 96.9%	98 96.1%	29 100.0%
Total - Disagreement	4 3.1%	4 3.9%	- -

**STANDARD A1d - Faculty/Staff Total in Agreement by Position**

**STAFF - 3. The school's Philosophy and Objectives or Mission Statement is regularly reviewed and revised, as necessary.**

	Base	STAFF - Position:	
		Academic Staff (heads of subjects or divisions, teachers, librarians, guidance staff, teacher assistants)	Support Staff
Total in Agreement	116 91.3%	91 91.0%	25 92.6%
Total - Disagreement	11 8.7%	9 9.0%	2 7.4%

NEASC-CIE/CIS SELF STUDY SURVEY RESULTS - TOTAL IN AGREEMENT - STANDARD A  
AMERICAN UNITED SCHOOL OF KUWAIT

---

**STANDARD A2 - The school's Guiding Statements shall clearly demonstrate a commitment to internationalism/interculturalism in education, and this shall be reflected throughout the life of the institution.**

**Total in Agreement**

	Total	Total in Agreement	Total - Disagreement
STAFF - 5. Students at all levels are experiencing internationalism and interculturalism through the formal curriculum and activities offered at the school.	121	109 90.1%	12 9.9%
PARENTS - 3. Students at all levels are experiencing internationalism and interculturalism through the formal curriculum and activities offered at the school.	408	390 95.6%	18 4.4%

**STANDARD A2 - Faculty/Staff Total in Agreement by Position**

**STAFF - 5. Students at all levels are experiencing internationalism and interculturalism through the formal curriculum and activities offered at the school.**

	Base	STAFF - Position:	
		Academic Staff (heads of subjects or divisions, teachers, librarians, guidance staff, teacher assistants)	Support Staff
Total in Agreement	109 90.1%	88 88.9%	21 95.5%
Total - Disagreement	12 9.9%	11 11.1%	1 4.5%

NEASC-CIE/CIS SELF STUDY SURVEY RESULTS - TOTAL IN AGREEMENT - STANDARD A  
AMERICAN UNITED SCHOOL OF KUWAIT

---

**STANDARD A3 - The school's Vision for Students (or similar) shall demonstrate a clear commitment to fostering desirable traits related to internationalism/interculturalism, and this shall impact upon all students.**

**Total In Agreement**

	Total	Total in Agreement
BOARD - 48. The governing body promotes intercultural experiences as part of the formal curriculum and school activities.	6	6 100.0%

NEASC-CIE/CIS SELF STUDY SURVEY RESULTS - TOTAL IN AGREEMENT - STANDARD A  
AMERICAN UNITED SCHOOL OF KUWAIT

---

**STANDARD A4 - The school's admissions policies and practices shall ensure there is alignment between its Guiding Statements, its programs, and the students admitted to and remaining at the school.**

**Total In Agreement**

	Total	Total in Agreement	Total - Disagreement
STUDENTS - 2. I know where to find a description of my courses of studies if I wish to refer to it.	184	162 88.0%	22 12.0%
STAFF - 2. Upon admission, and beyond, the school ensures that there is a reasonable match between the student's needs and the program offered.	125	116 92.8%	9 7.2%
PARENTS - 2. I was provided with adequate and accurate information regarding the school prior to sending my child there.	428	396 92.5%	32 7.5%
BOARD - 27. All statements and representations in marketing materials relating to programs, services and resources are clear, factually accurate and current.	6	6 100.0%	- -

**STANDARD A4a - Students Total in Agreement by Gender and Grade**

**STUDENTS - 2. I know where to find a description of my courses of studies if I wish to refer to it.**

	Total	Gender:		Grade/Year Group:					
		Male	Female	5th	6th	7th	8th	9th	10th
Total in Agreement	162 88.0%	87 90.6%	75 85.2%	6 85.7%	40 88.9%	31 88.6%	33 94.3%	24 85.7%	28 82.4%
Total - Disagreement	22 12.0%	9 9.4%	13 14.8%	1 14.3%	5 11.1%	4 11.4%	2 5.7%	4 14.3%	6 17.6%



NEASC-CIE/CIS SELF STUDY SURVEY RESULTS - TOTAL IN AGREEMENT - STANDARD A  
AMERICAN UNITED SCHOOL OF KUWAIT

---

**STANDARD A4 - Faculty/Staff Total in Agreement by Position**

**STAFF - 2. Upon admission, and beyond, the school ensures that there is a reasonable match between the student's needs and the program offered.**

	Base	STAFF - Position:	
		Academic Staff (heads of subjects or divisions, teachers, librarians, guidance staff, teacher assistants)	Support Staff
Total in Agreement	116 92.8%	89 90.8%	27 100.0%
Total - Disagreement	9 7.2%	9 9.2%	- -

NEASC-CIE/CIS SELF STUDY SURVEY RESULTS - TOTAL IN AGREEMENT - STANDARD A  
AMERICAN UNITED SCHOOL OF KUWAIT

---

**STANDARD A1 - Parents Total in Agreement by Language**

**PARENTS - 1. I know and understand the mission or philosophy of my child's school.**

	Language			
	Total	English	Arabic	Other
Total in Agreement	415 96.7%	301 96.5%	101 97.1%	13 100.0%
Total - Disagreement	14 3.3%	11 3.5%	3 2.9%	- -

**STANDARD A2 - Parents Total in Agreement by Language**

**PARENTS - 3. Students at all levels are experiencing internationalism and interculturalism through the formal curriculum and activities offered at the school.**

	Language			
	Total	English	Arabic	Other
Total in Agreement	390 95.6%	284 94.4%	96 99.0%	10 100.0%
Total - Disagreement	18 4.4%	17 5.6%	1 1.0%	- -

NEASC-CIE/CIS SELF STUDY SURVEY RESULTS - TOTAL IN AGREEMENT - STANDARD A  
AMERICAN UNITED SCHOOL OF KUWAIT

---

**STANDARD A4 - Parents Total in Agreement by Language**

**PARENTS - 2. I was provided with adequate and accurate information regarding the school prior to sending my child there.**

	Language			
	Total	English	Arabic	Other
Total in Agreement	396 92.5%	285 91.9%	98 93.3%	13 100.0%
Total - Disagreement	32 7.5%	25 8.1%	7 6.7%	- -

NEASC-CIE/CIS SELF STUDY SURVEY RESULTS - TOTAL IN AGREEMENT - STANDARD B  
AMERICAN UNITED SCHOOL OF KUWAIT

---

**SECTION B: TEACHING AND LEARNING**

**STANDARD B1 - The curriculum, in its content, design, implementation, assessment and review, shall reflect the school's mission, learning objectives, and policies and shall foster global citizenship and student achievement.**

**Total In Agreement**

	Total	Total in Agreement	Total - Disagreement
STAFF - 6. Curriculum design and delivery are consistent with the school's philosophy or mission and with school policies and practices.	109	98 89.9%	11 10.1%
PARENTS - 4. The school's curriculum and programs reflect what the mission or philosophy says the school is trying to do.	406	390 96.1%	16 3.9%
BOARD - 6. I have a general awareness of the scope and breadth of the school's curriculum.	7	5 71.4%	2 28.6%

**STANDARD B1 - Faculty/Staff Total in Agreement by Position**

**STAFF - 6. Curriculum design and delivery are consistent with the school's philosophy or mission and with school policies and practices.**

	Base	STAFF - Position:	
		Academic Staff (heads of subjects or divisions, teachers, librarians, guidance staff, teacher assistants)	Support Staff
Total in Agreement	98 89.9%	85 88.5%	13 100.0%
Total - Disagreement	11 10.1%	11 11.5%	- -

NEASC-CIE/CIS SELF STUDY SURVEY RESULTS - TOTAL IN AGREEMENT - STANDARD B  
AMERICAN UNITED SCHOOL OF KUWAIT

---

**STANDARD B2 - Students shall have access to a curriculum that provides challenge but also supports varied developmental, academic, social, physical and emotional needs and fosters the development of skills and abilities that prepare students for lifelong learning.**

**Total In Agreement**

	Total	Total in Agreement	Total - Disagreement
STUDENTS - 8. I learn to gather, organize, present and apply ideas and information.	253	236 93.3%	17 6.7%
STUDENTS - 10. Teachers use information technology to assist students in learning or understanding new topics.	259	246 95.0%	13 5.0%
STUDENTS - 14. I have opportunities to assess my own learning.	243	201 82.7%	42 17.3%
STAFF - 17. I encourage the development of critical thinking and problem solving skills in my students.	103	103 100.0%	- -
STAFF - 18. The learning program emphasizes for students the processes of gathering, organizing, presenting and applying ideas and information.	112	110 98.2%	2 1.8%
PARENTS - 5. I believe the curriculum meets my child's needs.	405	373 92.1%	32 7.9%
PARENTS - 6. My child seems appropriately challenged.	416	377 90.6%	39 9.4%
PARENTS - 9. I believe my child is developing critical thinking and problem solving skills.	403	382 94.8%	21 5.2%

NEASC-CIE/CIS SELF STUDY SURVEY RESULTS - TOTAL IN AGREEMENT - STANDARD B  
AMERICAN UNITED SCHOOL OF KUWAIT

---

**STANDARD B2c - Students Total in Agreement by Gender and Grade**

**STUDENTS - 8. I learn to gather, organize, present and apply ideas and information.**

	Total	Gender:		Grade/Year Group:					
		Male	Female	5th	6th	7th	8th	9th	10th
Total in Agreement	236 93.3%	128 92.8%	108 93.9%	60 90.9%	50 100.0%	36 92.3%	33 91.7%	28 93.3%	29 90.6%
Total - Disagreement	17 6.7%	10 7.2%	7 6.1%	6 9.1%	- -	3 7.7%	3 8.3%	2 6.7%	3 9.4%

**STANDARD B2e - Students Total in Agreement by Gender and Grade**

**STUDENTS - 14. I have opportunities to assess my own learning.**

	Base	Gender:		Grade/Year Group:					
		Male	Female	5th	6th	7th	8th	9th	10th
Total in Agreement	201 82.7%	108 82.4%	93 83.0%	57 89.1%	45 84.9%	31 91.2%	25 69.4%	24 88.9%	19 65.5%
Total - Disagreement	42 17.3%	23 17.6%	19 17.0%	7 10.9%	8 15.1%	3 8.8%	11 30.6%	3 11.1%	10 34.5%

**NEASC-CIE/CIS SELF STUDY SURVEY RESULTS - TOTAL IN AGREEMENT - STANDARD B  
AMERICAN UNITED SCHOOL OF KUWAIT**

---

**STANDARD B2f - Students Total in Agreement by Gender and Grade**

**STUDENTS - 10. Teachers use information technology to assist students in learning or understanding new topics.**

	Base	Gender:		Grade/Year Group:					
		Male	Female	5th	6th	7th	8th	9th	10th
Total in Agreement	246 95.0%	132 94.3%	114 95.8%	63 96.9%	52 96.3%	36 94.7%	35 94.6%	30 96.8%	30 88.2%
Total - Disagreement	13 5.0%	8 5.7%	5 4.2%	2 3.1%	2 3.7%	2 5.3%	2 5.4%	1 3.2%	4 11.8%

**STANDARD B2c - Faculty/Staff Total in Agreement by Position**

**STAFF - 18. The learning program emphasizes for students the processes of gathering, organizing, presenting and applying ideas and information.**

	Base	STAFF - Position:	
		Academic Staff (heads of subjects or divisions, teachers, librarians, guidance staff, teacher assistants)	Support Staff
Total in Agreement	110 98.2%	99 98.0%	11 100.0%
Total - Disagreement	2 1.8%	2 2.0%	- -

NEASC-CIE/CIS SELF STUDY SURVEY RESULTS - TOTAL IN AGREEMENT - STANDARD B  
AMERICAN UNITED SCHOOL OF KUWAIT

---

**STANDARD B2d - Faculty/Staff Total in Agreement by Position**

**STAFF - 17. I encourage the development of critical thinking and problem solving skills in my students.**

	Base	STAFF - Position:	
		Academic Staff (heads of subjects or divisions, teachers, librarians, guidance staff, teacher assistants)	Support Staff
Total in Agreement	103 100.0%	98 100.0%	5 100.0%



NEASC-CIE/CIS SELF STUDY SURVEY RESULTS - TOTAL IN AGREEMENT - STANDARD B  
AMERICAN UNITED SCHOOL OF KUWAIT

---

**STANDARD B3 - Teaching and learning shall be guided by comprehensive curriculum documentation that reflects horizontal and vertical articulation as a means of providing students with meaningful connections among and between disciplines and continuity within disciplines.**

**Total In Agreement**

	Total	Total in Agreement	Total - Disagreement
STUDENTS - 5. What I learned in my classes last year is helping me this year.	245	208 84.9%	37 15.1%
STAFF -7. Curriculum materials clearly indicate scope and sequence for each course and grade level and written curriculum materials specify expected learning outcomes in terms of w...	112	92 82.1%	20 17.9%
STAFF - 8. Written curriculum materials include references to the methodologies that are used and information about teaching materials and resources.	106	98 92.5%	8 7.5%
STAFF - 9. Written curriculum materials indicate assessments to be used to measure student progress and references to links within and across disciplines.	109	98 89.9%	11 10.1%
STAFF - 10. A new teacher would find our curriculum documents useful in preparing to teach an assigned class.	105	84 80.0%	21 20.0%

NEASC-CIE/CIS SELF STUDY SURVEY RESULTS - TOTAL IN AGREEMENT - STANDARD B  
AMERICAN UNITED SCHOOL OF KUWAIT

---

**STANDARD B3 - Students Total in Agreement by Gender and Grade**

**STUDENTS - 5. What I learned in my classes last year is helping me this year.**

	Base	Gender:		Grade/Year Group:					
		Male	Female	5th	6th	7th	8th	9th	10th
Total in Agreement	208 84.9%	112 82.4%	96 88.1%	60 92.3%	43 89.6%	36 97.3%	27 81.8%	20 69.0%	22 66.7%
Total - Disagreement	37 15.1%	24 17.6%	13 11.9%	5 7.7%	5 10.4%	1 2.7%	6 18.2%	9 31.0%	11 33.3%

**STANDARD B3a - Faculty/Staff Total in Agreement by Position**

**STAFF - 7. Curriculum materials clearly indicate scope and sequence for each course and grade level and written curriculum materials specify expected learning outcomes in terms of what students should know, understand and be able to do.**

	Base	STAFF - Position:	
		Academic Staff (heads of subjects or divisions, teachers, librarians, guidance staff, teacher assistants)	Support Staff
Total in Agreement	92 82.1%	81 80.2%	11 100.0%
Total - Disagreement	20 17.9%	20 19.8%	- -

NEASC-CIE/CIS SELF STUDY SURVEY RESULTS - TOTAL IN AGREEMENT - STANDARD B  
AMERICAN UNITED SCHOOL OF KUWAIT

---

**STANDARD B3b - Faculty/Staff Total in Agreement by Position**

**STAFF - 10. A new teacher would find our curriculum documents useful in preparing to teach an assigned class.**

	Base	STAFF - Position:	
		Academic Staff (heads of subjects or divisions, teachers, librarians, guidance staff, teacher assistants)	Support Staff
Total in Agreement	84 80.0%	73 79.3%	11 84.6%
Total - Disagreement	21 20.0%	19 20.7%	2 15.4%

**STANDARD B3c - Faculty/Staff Total in Agreement by Position**

**STAFF - 8. Written curriculum materials include references to the methodologies that are used and information about teaching materials and resources.**

	Base	STAFF - Position:	
		Academic Staff (heads of subjects or divisions, teachers, librarians, guidance staff, teacher assistants)	Support Staff
Total in Agreement	98 92.5%	87 91.6%	11 100.0%
Total - Disagreement	8 7.5%	8 8.4%	- -

NEASC-CIE/CIS SELF STUDY SURVEY RESULTS - TOTAL IN AGREEMENT - STANDARD B  
AMERICAN UNITED SCHOOL OF KUWAIT

---

**STANDARD B3d - Faculty/Staff Total in Agreement by Position**

**STAFF - 9. Written curriculum materials indicate assessments to be used to measure student progress and references to links within and across disciplines.**

	Base	STAFF - Position:	
		Academic Staff (heads of subjects or divisions, teachers, librarians, guidance staff, teacher assistants)	Support Staff
Total in Agreement	98 89.9%	86 88.7%	12 100.0%
Total - Disagreement	11 10.1%	11 11.3%	- -

NEASC-CIE/CIS SELF STUDY SURVEY RESULTS - TOTAL IN AGREEMENT - STANDARD B  
AMERICAN UNITED SCHOOL OF KUWAIT

---

**STANDARD B4 - Students shall benefit from a curriculum and related activities that shall be enhanced by the cultural diversity of both the host country and the school community, hence contributing to the development of global citizenship in students.**

**Total In Agreement**

	Total	Total in Agreement	Total - Disagreement
STUDENTS - 6. Aspects of the local language and culture are used to enrich my learning.	237	195 82.3%	42 17.7%
STAFF - 15. I incorporate aspects of the local language and culture into my teaching.	99	84 84.8%	15 15.2%
STAFF - 16. I make use of the cultural diversity of the school community to enrich what I am teaching.	102	99 97.1%	3 2.9%
PARENTS - 7. The local language and culture and the cultural diversity of the school community are used to enrich my child's learning.	417	399 95.7%	18 4.3%

**STANDARD B4 - Students Total in Agreement by Gender and Grade**

**STUDENTS - 6. Aspects of the local language and culture are used to enrich my learning.**

	Base	Gender:		Grade/Year Group:					
		Male	Female	5th	6th	7th	8th	9th	10th
Total in Agreement	195 82.3%	107 84.3%	88 80.0%	56 90.3%	39 83.0%	30 85.7%	24 72.7%	26 86.7%	20 66.7%
Total - Disagreement	42 17.7%	20 15.7%	22 20.0%	6 9.7%	8 17.0%	5 14.3%	9 27.3%	4 13.3%	10 33.3%

NEASC-CIE/CIS SELF STUDY SURVEY RESULTS - TOTAL IN AGREEMENT - STANDARD B  
AMERICAN UNITED SCHOOL OF KUWAIT

---

**STANDARD B4a - Faculty/Staff Total in Agreement by Position**

**STAFF - 15. I incorporate aspects of the local language and culture into my teaching.**

	Base	STAFF - Position:	
		Academic Staff (heads of subjects or divisions, teachers, librarians, guidance staff, teacher assistants)	Support Staff
Total in Agreement	84 84.8%	79 84.0%	5 100.0%
Total - Disagreement	15 15.2%	15 16.0%	- -

**STANDARD B4b - Faculty/Staff Total in Agreement by Position**

**STAFF - 16. I make use of the cultural diversity of the school community to enrich what I am teaching.**

	Base	STAFF - Position:	
		Academic Staff (heads of subjects or divisions, teachers, librarians, guidance staff, teacher assistants)	Support Staff
Total in Agreement	99 97.1%	94 96.9%	5 100.0%
Total - Disagreement	3 2.9%	3 3.1%	- -

NEASC-CIE/CIS SELF STUDY SURVEY RESULTS - TOTAL IN AGREEMENT - STANDARD B  
AMERICAN UNITED SCHOOL OF KUWAIT

---

**STANDARD B5 - The school shall provide ongoing professional development that improves the design, implementation, and assessment of the curriculum, reflects the needs of the faculty, and benefits student learning.**

**Total In Agreement**

<b>Base</b>	<b>104</b> <b>100.0%</b>
<b>STAFF - 13. I meet regularly with my colleagues in other disciplines and school divisions or grades/year groups to discuss curriculum and to strengthen links across disciplines.</b>	
Total in Agreement	87 83.7%
Total - Disagreement	17 16.3%

**STANDARD B5 - Faculty/Staff Total in Agreement by Position**

**STAFF - 13. I meet regularly with my colleagues in other disciplines and school divisions or grades/year groups to discuss curriculum and to strengthen links across disciplines.**

	Base	STAFF - Position:	
		Academic Staff (heads of subjects or divisions, teachers, librarians, guidance staff, teacher assistants)	Support Staff
Total in Agreement	87 83.7%	82 83.7%	5 83.3%
Total - Disagreement	17 16.3%	16 16.3%	1 16.7%

NEASC-CIE/CIS SELF STUDY SURVEY RESULTS - TOTAL IN AGREEMENT - STANDARD B  
AMERICAN UNITED SCHOOL OF KUWAIT

---

**STANDARD B6 - Teaching practices shall reflect an understanding of the different ways in which students learn, and this is evidenced by student engagement and performance.**

**Total In Agreement**

	Total	Total in Agreement	Total - Disagreement
STUDENTS - 3. My classes challenge me.	258	213 82.6%	45 17.4%
STUDENTS - 4. My classes are generally interesting for a person of my age and ability.	248	192 77.4%	56 22.6%
STUDENTS - 7. The school takes account of my learning style.	241	187 77.6%	54 22.4%
STUDENTS - 9. Most of my teachers use a variety of methods to teach a given subject.	254	224 88.2%	30 11.8%
STUDENTS - 15. If I have trouble learning a lesson one way, teachers try to teach me another way.	249	200 80.3%	49 19.7%
STAFF - 11. The curriculum provides well for all students at this school.	111	96 86.5%	15 13.5%
STAFF - 19. The school provides professional development, which is relevant to my needs, supports school goals, and benefits students.	117	104 88.9%	13 11.1%
STAFF - 20. I use a variety of methods to teach my classes.	102	102 100.0%	- -
PARENTS - 8. The school takes account of my child's learning style.	406	380 93.6%	26 6.4%
PARENTS - 10. My child finds school interesting and engaging.	426	410 96.2%	16 3.8%



NEASC-CIE/CIS SELF STUDY SURVEY RESULTS - TOTAL IN AGREEMENT - STANDARD B  
AMERICAN UNITED SCHOOL OF KUWAIT

---

**STANDARD B6B.1 - Students Total in Agreement by Gender and Grade**

**STUDENTS - 3. My classes challenge me.**

	Base	Gender:		Grade/Year Group:					
		Male	Female	5th	6th	7th	8th	9th	10th
Total in Agreement	213 82.6%	110 79.7%	103 85.8%	54 81.8%	35 66.0%	37 97.4%	31 83.8%	26 86.7%	30 88.2%
Total - Disagreement	45 17.4%	28 20.3%	17 14.2%	12 18.2%	18 34.0%	1 2.6%	6 16.2%	4 13.3%	4 11.8%

**STANDARD B6b.2 - Students Total in Agreement by Gender and Grade**

**STUDENTS - 4. My classes are generally interesting for a person of my age and ability.**

	Base	Gender:		Grade/Year Group:					
		Male	Female	5th	6th	7th	8th	9th	10th
Total in Agreement	192 77.4%	104 78.8%	88 75.9%	57 90.5%	42 82.4%	27 77.1%	23 63.9%	24 77.4%	19 59.4%
Total - Disagreement	56 22.6%	28 21.2%	28 24.1%	6 9.5%	9 17.6%	8 22.9%	13 36.1%	7 22.6%	13 40.6%

NEASC-CIE/CIS SELF STUDY SURVEY RESULTS - TOTAL IN AGREEMENT - STANDARD B  
AMERICAN UNITED SCHOOL OF KUWAIT

---

**STANDARD B6c.1 - Students Total in Agreement by Gender and Grade**

**STUDENTS - 7. The school takes account of my learning style.**

	Base	Gender:		Grade/Year Group:					
		Male	Female	5th	6th	7th	8th	9th	10th
Total in Agreement	187 77.6%	103 77.4%	84 77.8%	51 85.0%	42 85.7%	33 89.2%	23 62.2%	21 77.8%	17 54.8%
Total - Disagreement	54 22.4%	30 22.6%	24 22.2%	9 15.0%	7 14.3%	4 10.8%	14 37.8%	6 22.2%	14 45.2%

**STANDARD B6c.2 - Students Total in Agreement by Gender and Grade**

**STUDENTS - 9. Most of my teachers use a variety of methods to teach a given subject.**

	Base	Gender:		Grade/Year Group:					
		Male	Female	5th	6th	7th	8th	9th	10th
Total in Agreement	224 88.2%	125 90.6%	99 85.3%	62 95.4%	49 96.1%	34 87.2%	26 72.2%	24 77.4%	29 90.6%
Total - Disagreement	30 11.8%	13 9.4%	17 14.7%	3 4.6%	2 3.9%	5 12.8%	10 27.8%	7 22.6%	3 9.4%

**NEASC-CIE/CIS SELF STUDY SURVEY RESULTS - TOTAL IN AGREEMENT - STANDARD B  
AMERICAN UNITED SCHOOL OF KUWAIT**

---

**STANDARD B6c.3 - Students Total in Agreement by Gender and Grade**

**STUDENTS - 15. If I have trouble learning a lesson one way, teachers try to teach me another way.**

	Base	Gender:		Grade/Year Group:					
		Male	Female	5th	6th	7th	8th	9th	10th
Total in Agreement	200 80.3%	110 79.7%	90 81.1%	59 90.8%	43 84.3%	32 84.2%	25 71.4%	19 67.9%	22 68.8%
Total - Disagreement	49 19.7%	28 20.3%	21 18.9%	6 9.2%	8 15.7%	6 15.8%	10 28.6%	9 32.1%	10 31.3%

**STANDARD B6 - Faculty/Staff Total in Agreement by Position**

**STAFF - 19. The school provides professional development, which is relevant to my needs, supports school goals, and benefits students.**

	Base	STAFF - Position:	
		Academic Staff (heads of subjects or divisions, teachers, librarians, guidance staff, teacher assistants)	Support Staff
Total in Agreement	104 88.9%	89 88.1%	15 93.8%
Total - Disagreement	13 11.1%	12 11.9%	1 6.3%

NEASC-CIE/CIS SELF STUDY SURVEY RESULTS - TOTAL IN AGREEMENT - STANDARD B  
AMERICAN UNITED SCHOOL OF KUWAIT

---

**STANDARD B6a - Faculty/Staff Total in Agreement by Position**

**STAFF - 20. I use a variety of methods to teach my classes.**

	Base	STAFF - Position:	
		Academic Staff (heads of subjects or divisions, teachers, librarians, guidance staff, teacher assistants)	Support Staff
Total in Agreement	102 100.0%	97 100.0%	5 100.0%

**STANDARD B6c - Faculty/Staff Total in Agreement by Position**

**STAFF - 11. The curriculum provides well for all students at this school.**

	Base	STAFF - Position:	
		Academic Staff (heads of subjects or divisions, teachers, librarians, guidance staff, teacher assistants)	Support Staff
Total in Agreement	96 86.5%	84 85.7%	12 92.3%
Total - Disagreement	15 13.5%	14 14.3%	1 7.7%

NEASC-CIE/CIS SELF STUDY SURVEY RESULTS - TOTAL IN AGREEMENT - STANDARD B  
AMERICAN UNITED SCHOOL OF KUWAIT

---

**STANDARD B7 - The school shall provide appropriate support and resources to implement the curriculum and allow access and full participation by all students.**

**Total In Agreement**

	Total	Total in Agreement	Total - Disagreement
STUDENTS - 32. I know how to use the computers at my school.	259	245 94.6%	14 5.4%
STUDENTS - 33. Generally the computers work well and good software is available.	256	215 84.0%	41 16.0%
STUDENTS - 34. The library staff is helpful to students.	248	241 97.2%	7 2.8%
STUDENTS - 35. I can find what I need in the library easily.	250	204 81.6%	46 18.4%
STUDENTS - 36. I have been taught how to use the library.	255	224 87.8%	31 12.2%
STAFF - 21. Teacher aide support is available if needed.	114	105 92.1%	9 7.9%
STAFF - 22. Technological resources are appropriate and accessible to teachers and students.	129	125 96.9%	4 3.1%
STAFF - 23. The school provides me with adequate teaching resources.	104	90 86.5%	14 13.5%
STAFF - 86. The school's computers are well maintained and up to date.	126	117 92.9%	9 7.1%
STAFF - 88. The library has adequate resources to support my educational efforts and the collection includes books and periodicals that enhance my professional growth.	99	81 81.8%	18 18.2%

NEASC-CIE/CIS SELF STUDY SURVEY RESULTS - TOTAL IN AGREEMENT - STANDARD B  
AMERICAN UNITED SCHOOL OF KUWAIT

---

**STANDARD B7 - The school shall provide appropriate support and resources to implement the curriculum and allow access and full participation by all students.**

**Total In Agreement**

	Total	Total in Agreement	Total - Disagreement
STAFF - 89. Library staff members are helpful and knowledgeable.	120	117 97.5%	3 2.5%
STAFF - 90. I have received orientation in the use of library materials and resources.	94	63 67.0%	31 33.0%
STAFF -91. I have consulted the school librarian when developing or revising curriculum and the library staff considers my opinion in the selection of materials and equipment.	71	50 70.4%	21 29.6%
STAFF - 92. There is a mechanism for providing feedback and evaluation to the library staff.	54	36 66.7%	18 33.3%

NEASC-CIE/CIS SELF STUDY SURVEY RESULTS - TOTAL IN AGREEMENT - STANDARD B  
AMERICAN UNITED SCHOOL OF KUWAIT

---

**STANDARD B7 - The school shall provide appropriate support and resources to implement the curriculum and allow access and full participation by all students.**

**Total In Agreement**

	Total	Total in Agreement	Total - Disagreement
PARENTS - 11. My child's classes have a student/teacher ratio that is appropriate for the ages of the children and the subject taught.	421	411 97.6%	10 2.4%
PARENTS - 12. My child's classroom has sufficient learning materials.	423	413 97.6%	10 2.4%
PARENTS - 41. School resources and teaching materials appropriately support student learning and welfare.	423	414 97.9%	9 2.1%
PARENTS - 42. The school's computer resources are well used to encourage and facilitate my child's learning.	404	397 98.3%	7 1.7%
PARENTS - 43. My child knows how to effectively use the school's library resources.	371	354 95.4%	17 4.6%
BOARD - 36. The classroom student/teacher ratio is adequate to provide meaningful learning experiences.	8	8 100.0%	- -

NEASC-CIE/CIS SELF STUDY SURVEY RESULTS - TOTAL IN AGREEMENT - STANDARD B  
AMERICAN UNITED SCHOOL OF KUWAIT

---

**STANDARD B7c - Students Total in Agreement by Gender and Grade**

**STUDENTS - 33. Generally the computers work well and good software is available.**

	Base	Gender:		Grade/Year Group:					
		Male	Female	5th	6th	7th	8th	9th	10th
Total in Agreement	215 84.0%	115 82.1%	100 86.2%	57 89.1%	43 81.1%	31 81.6%	30 81.1%	26 83.9%	28 84.8%
Total - Disagreement	41 16.0%	25 17.9%	16 13.8%	7 10.9%	10 18.9%	7 18.4%	7 18.9%	5 16.1%	5 15.2%

**STANDARD B7g.1 - Students Total in Agreement by Gender and Grade**

**STUDENTS - 34. The library staff is helpful to students.**

	Base	Gender:		Grade/Year Group:					
		Male	Female	5th	6th	7th	8th	9th	10th
Total in Agreement	241 97.2%	131 97.0%	110 97.3%	65 98.5%	50 94.3%	37 100.0%	35 97.2%	29 96.7%	25 96.2%
Total - Disagreement	7 2.8%	4 3.0%	3 2.7%	1 1.5%	3 5.7%	- -	1 2.8%	1 3.3%	1 3.8%



NEASC-CIE/CIS SELF STUDY SURVEY RESULTS - TOTAL IN AGREEMENT - STANDARD B  
AMERICAN UNITED SCHOOL OF KUWAIT

---

**STANDARD B7g.2 - Students Total in Agreement by Gender and Grade**

**STUDENTS - 35. I can find what I need in the library easily.**

	Base	Gender:		Grade/Year Group:					
		Male	Female	5th	6th	7th	8th	9th	10th
Total in Agreement	204 81.6%	101 74.8%	103 89.6%	53 79.1%	43 82.7%	32 84.2%	30 83.3%	22 73.3%	24 88.9%
Total - Disagreement	46 18.4%	34 25.2%	12 10.4%	14 20.9%	9 17.3%	6 15.8%	6 16.7%	8 26.7%	3 11.1%

**STANDARD B7g.3 - Students Total in Agreement by Gender and Grade**

**STUDENTS - 36. I have been taught how to use the library.**

	Base	Gender:		Grade/Year Group:					
		Male	Female	5th	6th	7th	8th	9th	10th
Total in Agreement	224 87.8%	120 87.0%	104 88.9%	61 91.0%	46 88.5%	38 97.4%	29 80.6%	27 90.0%	23 74.2%
Total - Disagreement	31 12.2%	18 13.0%	13 11.1%	6 9.0%	6 11.5%	1 2.6%	7 19.4%	3 10.0%	8 25.8%

NEASC-CIE/CIS SELF STUDY SURVEY RESULTS - TOTAL IN AGREEMENT - STANDARD B  
AMERICAN UNITED SCHOOL OF KUWAIT

---

**STANDARD B7h - Students Total in Agreement by Gender and Grade**

**STUDENTS - 32. I know how to use the computers at my school.**

	Base	Gender:		Grade/Year Group:					
		Male	Female	5th	6th	7th	8th	9th	10th
Total in Agreement	245 94.6%	134 95.0%	111 94.1%	62 93.9%	49 94.2%	38 97.4%	34 91.9%	28 90.3%	34 100.0%
Total - Disagreement	14 5.4%	7 5.0%	7 5.9%	4 6.1%	3 5.8%	1 2.6%	3 8.1%	3 9.7%	- -

**STANDARD B7 - Faculty/Staff Total in Agreement by Position**

**STAFF - 23. The school provides me with adequate teaching resources.**

	Base	STAFF - Position:	
		Academic Staff (heads of subjects or divisions, teachers, librarians, guidance staff, teacher assistants)	Support Staff
Total in Agreement	90 86.5%	85 85.9%	5 100.0%
Total - Disagreement	14 13.5%	14 14.1%	- -

NEASC-CIE/CIS SELF STUDY SURVEY RESULTS - TOTAL IN AGREEMENT - STANDARD B  
AMERICAN UNITED SCHOOL OF KUWAIT

---

**STANDARD B7b - Faculty/Staff Total in Agreement by Position**

**STAFF - 88. The library has adequate resources to support my educational efforts and the collection includes books and periodicals that enhance my professional growth.**

	Base	STAFF - Position:	
		Academic Staff (heads of subjects or divisions, teachers, librarians, guidance staff, teacher assistants)	Support Staff
Total in Agreement	81 81.8%	70 80.5%	11 91.7%
Total - Disagreement	18 18.2%	17 19.5%	1 8.3%

**STANDARD B7c - Faculty/Staff Total in Agreement by Position**

**STAFF - 22. Technological resources are appropriate and accessible to teachers and students.**

	Base	STAFF - Position:	
		Academic Staff (heads of subjects or divisions, teachers, librarians, guidance staff, teacher assistants)	Support Staff
Total in Agreement	125 96.9%	98 96.1%	27 100.0%
Total - Disagreement	4 3.1%	4 3.9%	- -

NEASC-CIE/CIS SELF STUDY SURVEY RESULTS - TOTAL IN AGREEMENT - STANDARD B  
AMERICAN UNITED SCHOOL OF KUWAIT

---

**STANDARD B7e - Faculty/Staff Total in Agreement by Position**

**STAFF - 86. The school's computers are well maintained and up to date.**

	Base	STAFF - Position:	
		Academic Staff (heads of subjects or divisions, teachers, librarians, guidance staff, teacher assistants)	Support Staff
Total in Agreement	117 92.9%	91 91.0%	26 100.0%
Total - Disagreement	9 7.1%	9 9.0%	- -

**STANDARD B7f - Faculty/Staff Total in Agreement by Position**

**STAFF - 21. Teacher aide support is available if needed.**

	Base	STAFF - Position:	
		Academic Staff (heads of subjects or divisions, teachers, librarians, guidance staff, teacher assistants)	Support Staff
Total in Agreement	105 92.1%	85 90.4%	20 100.0%
Total - Disagreement	9 7.9%	9 9.6%	- -

NEASC-CIE/CIS SELF STUDY SURVEY RESULTS - TOTAL IN AGREEMENT - STANDARD B  
AMERICAN UNITED SCHOOL OF KUWAIT

---

**STANDARD B7g.1 - Faculty/Staff Total in Agreement by Position**

**STAFF - 89. Library staff members are helpful and knowledgeable.**

	Base	STAFF - Position:	
		Academic Staff (heads of subjects or divisions, teachers, librarians, guidance staff, teacher assistants)	Support Staff
Total in Agreement	117 97.5%	94 96.9%	23 100.0%
Total - Disagreement	3 2.5%	3 3.1%	- -

**STANDARD B7g.2 - Faculty/Staff Total in Agreement by Position**

**STAFF - 90. I have received orientation in the use of library materials and resources.**

	Base	STAFF - Position:	
		Academic Staff (heads of subjects or divisions, teachers, librarians, guidance staff, teacher assistants)	Support Staff
Total in Agreement	63 67.0%	56 65.9%	7 77.8%
Total - Disagreement	31 33.0%	29 34.1%	2 22.2%

NEASC-CIE/CIS SELF STUDY SURVEY RESULTS - TOTAL IN AGREEMENT - STANDARD B  
AMERICAN UNITED SCHOOL OF KUWAIT

---

**STANDARD B7g.3 - Faculty/Staff Total in Agreement by Position**

**STAFF - 91. I have consulted the school librarian when developing or revising curriculum and the library staff considers my opinion in the selection of materials and equipment.**

	Base	STAFF - Position:	
		Academic Staff (heads of subjects or divisions, teachers, librarians, guidance staff, teacher assistants)	Support Staff
Total in Agreement	50 70.4%	48 69.6%	* *
Total - Disagreement	21 29.6%	21 30.4%	* *

**STANDARD B7g.4 - Faculty/Staff Total in Agreement by Position**

**STAFF - 92. There is a mechanism for providing feedback and evaluation to the library staff.**

	Base	STAFF - Position:	
		Academic Staff (heads of subjects or divisions, teachers, librarians, guidance staff, teacher assistants)	Support Staff
Total in Agreement	36 66.7%	34 65.4%	* *
Total - Disagreement	18 33.3%	18 34.6%	* *

NEASC-CIE/CIS SELF STUDY SURVEY RESULTS - TOTAL IN AGREEMENT - STANDARD B  
AMERICAN UNITED SCHOOL OF KUWAIT

---

**STANDARD B8 - The school shall have formal procedures and defined criteria to effectively and regularly assess the impact of teaching strategies and the level of student performance.**

**Total In Agreement**

	Total	Total in Agreement	Total - Disagreement
STUDENTS - 11. I know what my teachers expect of me in my studies.	248	226 91.1%	22 8.9%
STUDENTS - 12. I feel that my work is marked/assessed fairly.	253	209 82.6%	44 17.4%
STUDENTS - 13. Most of my teachers use a variety of methods to measure my progress.	235	196 83.4%	39 16.6%
STUDENTS - 16. My school report card shows me where and how I need to improve.	231	210 90.9%	21 9.1%
STAFF - 24. I clearly articulate course expectations to my students and their parents.	103	100 97.1%	3 2.9%
STAFF - 25. I am aware of how student achievement at this school compares with similar students elsewhere.	98	81 82.7%	17 17.3%
PARENTS - 13. I received written information about the learning objectives and teacher expectations for my child's classwork.	423	394 93.1%	29 6.9%
PARENTS - 14. My child has opportunities to demonstrate what he/she has learned in a variety of ways.	406	389 95.8%	17 4.2%
BOARD -9. I am made aware of the results of any standardized achievement tests that are given by the school and how student achievement at this school compares with similar stud...	8	8 100.0%	- -

NEASC-CIE/CIS SELF STUDY SURVEY RESULTS - TOTAL IN AGREEMENT - STANDARD B  
AMERICAN UNITED SCHOOL OF KUWAIT

---

**STANDARD B8b.1 - Students Total in Agreement by Gender and Grade**

**STUDENTS - 11. I know what my teachers expect of me in my studies.**

	Base	Gender:		Grade/Year Group:					
		Male	Female	5th	6th	7th	8th	9th	10th
Total in Agreement	226 91.1%	122 90.4%	104 92.0%	58 90.6%	46 92.0%	35 94.6%	33 91.7%	27 90.0%	27 87.1%
Total - Disagreement	22 8.9%	13 9.6%	9 8.0%	6 9.4%	4 8.0%	2 5.4%	3 8.3%	3 10.0%	4 12.9%

**STANDARD B8b.2 - Students Total in Agreement by Gender and Grade**

**STUDENTS - 12. I feel that my work is marked/assessed fairly.**

	Base	Gender:		Grade/Year Group:					
		Male	Female	5th	6th	7th	8th	9th	10th
Total in Agreement	209 82.6%	117 85.4%	92 79.3%	61 93.8%	47 87.0%	34 91.9%	20 57.1%	24 82.8%	23 69.7%
Total - Disagreement	44 17.4%	20 14.6%	24 20.7%	4 6.2%	7 13.0%	3 8.1%	15 42.9%	5 17.2%	10 30.3%



NEASC-CIE/CIS SELF STUDY SURVEY RESULTS - TOTAL IN AGREEMENT - STANDARD B  
AMERICAN UNITED SCHOOL OF KUWAIT

---

**STANDARD B8c.1 - Students Total in Agreement by Gender and Grade**

**STUDENTS - 13. Most of my teachers use a variety of methods to measure my progress.**

	Base	Gender:		Grade/Year Group:					
		Male	Female	5th	6th	7th	8th	9th	10th
Total in Agreement	196 83.4%	108 84.4%	88 82.2%	54 88.5%	42 87.5%	30 78.9%	26 74.3%	21 95.5%	23 74.2%
Total - Disagreement	39 16.6%	20 15.6%	19 17.8%	7 11.5%	6 12.5%	8 21.1%	9 25.7%	1 4.5%	8 25.8%

**STANDARD B8c.2 - Students Total in Agreement by Gender and Grade**

**STUDENTS - 16. My school report card shows me where and how I need to improve.**

	Base	Gender:		Grade/Year Group:								
		Male	Female	5th	6th	7th	8th	9th	10th	11th	12th	13th
Total in Agreement	210 90.9%	108 87.8%	102 94.4%	58 92.1%	45 100.0%	32 97.0%	24 77.4%	25 92.6%	26 81.3%	*	*	*
Total - Disagreement	21 9.1%	15 12.2%	6 5.6%	5 7.9%	-	1 3.0%	7 22.6%	2 7.4%	6 18.8%	*	*	*

NEASC-CIE/CIS SELF STUDY SURVEY RESULTS - TOTAL IN AGREEMENT - STANDARD B  
AMERICAN UNITED SCHOOL OF KUWAIT

---

**STANDARD B8b - Faculty/Staff Total in Agreement by Position**

**STAFF - 24. I clearly articulate course expectations to my students and their parents.**

	Base	STAFF - Position:	
		Academic Staff (heads of subjects or divisions, teachers, librarians, guidance staff, teacher assistants)	Support Staff
Total in Agreement	100 97.1%	95 96.9%	5 100.0%
Total - Disagreement	3 2.9%	3 3.1%	- -

**STANDARD B8d - Faculty/Staff Total in Agreement by Position**

**STAFF - 25. I am aware of how student achievement at this school compares with similar students elsewhere.**

	Base	STAFF - Position:	
		Academic Staff (heads of subjects or divisions, teachers, librarians, guidance staff, teacher assistants)	Support Staff
Total in Agreement	81 82.7%	75 82.4%	6 85.7%
Total - Disagreement	17 17.3%	16 17.6%	1 14.3%

NEASC-CIE/CIS SELF STUDY SURVEY RESULTS - TOTAL IN AGREEMENT - STANDARD B  
AMERICAN UNITED SCHOOL OF KUWAIT

---

**STANDARD B9 - Curriculum review and revisions shall be completed at periodic intervals, and changes shall reflect the school's mission, current educational practice, and the results of student assessment, with the goal of enhancing student participation and performance.**

**Total in Agreement**

	Total	Total in Agreement	Total - Disagreement
STAFF - 26. I meet periodically with other teachers in my field to review, develop, and revise the curriculum.	100	96 96.0%	4 4.0%
STAFF - 27. I am encouraged to pilot new courses or techniques.	103	91 88.3%	12 11.7%
STAFF - 28. I am up to date on current trends in education.	108	103 95.4%	5 4.6%
STAFF - 29. I review the results of student achievement and use that data to improve my teaching and learning and to inform curriculum revision.	96	94 97.9%	2 2.1%

**STANDARD B9a - Faculty/Staff Total in Agreement by Position**

**STAFF - 26. I meet periodically with other teachers in my field to review, develop, and revise the curriculum.**

	STAFF - Position:		
	Base	Academic Staff (heads of subjects or divisions, teachers, librarians, guidance staff, teacher assistants)	Support Staff
Total in Agreement	96 96.0%	93 95.9%	* *
Total - Disagreement	4 4.0%	4 4.1%	* *

NEASC-CIE/CIS SELF STUDY SURVEY RESULTS - TOTAL IN AGREEMENT - STANDARD B  
AMERICAN UNITED SCHOOL OF KUWAIT

---

**STANDARD B9b - Faculty/Staff Total in Agreement by Position**

**STAFF - 27. I am encouraged to pilot new courses or techniques.**

	Base	STAFF - Position:	
		Academic Staff (heads of subjects or divisions, teachers, librarians, guidance staff, teacher assistants)	Support Staff
Total in Agreement	91 88.3%	87 88.8%	4 80.0%
Total - Disagreement	12 11.7%	11 11.2%	1 20.0%

**STANDARD B9c - Faculty/Staff Total in Agreement by Position**

**STAFF - 28. I am up to date on current trends in education.**

	Base	STAFF - Position:	
		Academic Staff (heads of subjects or divisions, teachers, librarians, guidance staff, teacher assistants)	Support Staff
Total in Agreement	103 95.4%	97 96.0%	6 85.7%
Total - Disagreement	5 4.6%	4 4.0%	1 14.3%

NEASC-CIE/CIS SELF STUDY SURVEY RESULTS - TOTAL IN AGREEMENT - STANDARD B  
AMERICAN UNITED SCHOOL OF KUWAIT

---

**STANDARD B9d - Faculty/Staff Total in Agreement by Position**

**STAFF - 29. I review the results of student achievement and use that data to improve my teaching and learning and to inform curriculum revision.**

	Base	STAFF - Position:	
		Academic Staff (heads of subjects or divisions, teachers, librarians, guidance staff, teacher assistants)	Support Staff
Total in Agreement	94 97.9%	92 98.9%	* *
Total - Disagreement	2 2.1%	1 1.1%	* *

**NEASC-CIE/CIS SELF STUDY SURVEY RESULTS - TOTAL IN AGREEMENT - STANDARD B  
AMERICAN UNITED SCHOOL OF KUWAIT**

---

**STANDARD B10 - The school shall have formal processes for recording, analyzing, and reporting evidence of both school-wide achievement and individual student performance to parents and other appropriate members of the school community as a means of measuring success in meeting stated goals.**

**Total In Agreement**

	Total	Total in Agreement	Total - Disagreement
STAFF - 30. I communicate about students' performance with parents/guardians.	101	97 96.0%	4 4.0%
STAFF - 31. I am satisfied with my school's assessment and reporting procedures.	107	88 82.2%	19 17.8%
PARENTS - 15. I am satisfied with the frequency and thoroughness of reporting on my child's school progress.	411	387 94.2%	24 5.8%
PARENTS - 16. I feel comfortable talking with teachers about my child's progress.	425	412 96.9%	13 3.1%

**STANDARD B10a - Faculty/Staff Total in Agreement by Position**

**STAFF - 31. I am satisfied with my school's assessment and reporting procedures.**

	Base	STAFF - Position:	
		Academic Staff (heads of subjects or divisions, teachers, librarians, guidance staff, teacher assistants)	Support Staff
Total in Agreement	88 82.2%	79 83.2%	9 75.0%
Total - Disagreement	19 17.8%	16 16.8%	3 25.0%

NEASC-CIE/CIS SELF STUDY SURVEY RESULTS - TOTAL IN AGREEMENT - STANDARD B  
AMERICAN UNITED SCHOOL OF KUWAIT

---

**STANDARD B10b - Faculty/Staff Total in Agreement by Position**

**STAFF - 30. I communicate about students' performance with parents/guardians.**

	Base	STAFF - Position:	
		Academic Staff (heads of subjects or divisions, teachers, librarians, guidance staff, teacher assistants)	Support Staff
Total in Agreement	97 96.0%	91 95.8%	6 100.0%
Total - Disagreement	4 4.0%	4 4.2%	- -

NEASC-CIE/CIS SELF STUDY SURVEY RESULTS - TOTAL IN AGREEMENT - STANDARD B  
AMERICAN UNITED SCHOOL OF KUWAIT

---

**STANDARD B1 - Parents Total in Agreement by Language**

**PARENTS - 4. The school's curriculum and programs reflect what the mission or philosophy says the school is trying to do.**

	Language			
	Total	English	Arabic	Other
Total in Agreement	390 96.1%	281 95.6%	97 97.0%	12 100.0%
Total - Disagreement	16 3.9%	13 4.4%	3 3.0%	- -

**STANDARD B2 - Parents Total in Agreement by Language**

**PARENTS - 5. I believe the curriculum meets my child's needs.**

	Language			
	Total	English	Arabic	Other
Total in Agreement	373 92.1%	265 90.4%	96 96.0%	12 100.0%
Total - Disagreement	32 7.9%	28 9.6%	4 4.0%	- -

**STANDARD B2 - Parents Total in Agreement by Language**

**PARENTS - 6. My child seems appropriately challenged.**

	Language			
	Total	English	Arabic	Other
Total in Agreement	377 90.6%	268 88.7%	97 96.0%	12 92.3%
Total - Disagreement	39 9.4%	34 11.3%	4 4.0%	1 7.7%



NEASC-CIE/CIS SELF STUDY SURVEY RESULTS - TOTAL IN AGREEMENT - STANDARD B  
AMERICAN UNITED SCHOOL OF KUWAIT

---

**STANDARD B2 - Parents Total in Agreement by Language**

**PARENTS - 9. I believe my child is developing critical thinking and problem solving skills.**

	Language			
	Total	English	Arabic	Other
Total in Agreement	382 94.8%	275 94.2%	95 96.0%	12 100.0%
Total - Disagreement	21 5.2%	17 5.8%	4 4.0%	- -

**STANDARD B4 - Parents Total in Agreement by Language**

**PARENTS - 7. The local language and culture and the cultural diversity of the school community are used to enrich my child's learning.**

	Language			
	Total	English	Arabic	Other
Total in Agreement	399 95.7%	284 94.7%	103 99.0%	12 92.3%
Total - Disagreement	18 4.3%	16 5.3%	1 1.0%	1 7.7%

NEASC-CIE/CIS SELF STUDY SURVEY RESULTS - TOTAL IN AGREEMENT - STANDARD B  
AMERICAN UNITED SCHOOL OF KUWAIT

---

**STANDARD B6 - Parents Total in Agreement by Language**

**PARENTS - 8. The school takes account of my child's learning style.**

	Language			
	Total	English	Arabic	Other
Total in Agreement	380 93.6%	268 91.8%	100 98.0%	12 100.0%
Total - Disagreement	26 6.4%	24 8.2%	2 2.0%	- -

**STANDARD B6 - Parents Total in Agreement by Language**

**PARENTS - 10. My child finds school interesting and engaging.**

	Language			
	Total	English	Arabic	Other
Total in Agreement	410 96.2%	295 95.5%	102 98.1%	13 100.0%
Total - Disagreement	16 3.8%	14 4.5%	2 1.9%	- -

NEASC-CIE/CIS SELF STUDY SURVEY RESULTS - TOTAL IN AGREEMENT - STANDARD B  
AMERICAN UNITED SCHOOL OF KUWAIT

---

**STANDARD B7 - Parents Total in Agreement by Language**

**PARENTS - 11. My child's classes have a student/teacher ratio that is appropriate for the ages of the children and the subject taught.**

	Language			
	Total	English	Arabic	Other
Total in Agreement	411 97.6%	297 97.4%	101 98.1%	13 100.0%
Total - Disagreement	10 2.4%	8 2.6%	2 1.9%	- -

**STANDARD B7 - Parents Total in Agreement by Language**

**PARENTS - 12. My child's classroom has sufficient learning materials.**

	Language			
	Total	English	Arabic	Other
Total in Agreement	413 97.6%	297 97.1%	103 99.0%	13 100.0%
Total - Disagreement	10 2.4%	9 2.9%	1 1.0%	- -

NEASC-CIE/CIS SELF STUDY SURVEY RESULTS - TOTAL IN AGREEMENT - STANDARD B  
AMERICAN UNITED SCHOOL OF KUWAIT

---

**STANDARD B7 - Parents Total in Agreement by Language**

**PARENTS - 41. School resources and teaching materials appropriately support student learning and welfare.**

	Language			
	Total	English	Arabic	Other
Total in Agreement	414 97.9%	297 97.1%	104 100.0%	13 100.0%
Total - Disagreement	9 2.1%	9 2.9%	- -	- -

**STANDARD B7 - Parents Total in Agreement by Language**

**PARENTS - 42. The school's computer resources are well used to encourage and facilitate my child's learning.**

	Language			
	Total	English	Arabic	Other
Total in Agreement	397 98.3%	285 97.6%	99 100.0%	13 100.0%
Total - Disagreement	7 1.7%	7 2.4%	- -	- -

**STANDARD B7 - Parents Total in Agreement by Language**

**PARENTS - 43. My child knows how to effectively use the school's library resources.**

	Language			
	Total	English	Arabic	Other
Total in Agreement	354 95.4%	245 94.2%	96 98.0%	13 100.0%
Total - Disagreement	17 4.6%	15 5.8%	2 2.0%	- -

NEASC-CIE/CIS SELF STUDY SURVEY RESULTS - TOTAL IN AGREEMENT - STANDARD B  
AMERICAN UNITED SCHOOL OF KUWAIT

---

**STANDARD B8 - Parents Total in Agreement by Language**

**PARENTS - 13. I received written information about the learning objectives and teacher expectations for my child's classwork.**

	Language			
	Total	English	Arabic	Other
Total in Agreement	394 93.1%	281 91.5%	100 97.1%	13 100.0%
Total - Disagreement	29 6.9%	26 8.5%	3 2.9%	- -

**STANDARD B8 - Parents Total in Agreement by Language**

**PARENTS - 14. My child has opportunities to demonstrate what he/she has learned in a variety of ways.**

	Language			
	Total	English	Arabic	Other
Total in Agreement	389 95.8%	279 94.9%	97 98.0%	13 100.0%
Total - Disagreement	17 4.2%	15 5.1%	2 2.0%	- -

NEASC-CIE/CIS SELF STUDY SURVEY RESULTS - TOTAL IN AGREEMENT - STANDARD B  
AMERICAN UNITED SCHOOL OF KUWAIT

---

**STANDARD B10 - Parents Total in Agreement by Language**

**PARENTS - 15. I am satisfied with the frequency and thoroughness of reporting on my child's school progress.**

	Language			
	Total	English	Arabic	Other
Total in Agreement	387 94.2%	276 92.9%	98 97.0%	13 100.0%
Total - Disagreement	24 5.8%	21 7.1%	3 3.0%	- -

**STANDARD B10 - Parents Total in Agreement by Language**

**PARENTS - 16. I feel comfortable talking with teachers about my child's progress.**

	Language			
	Total	English	Arabic	Other
Total in Agreement	412 96.9%	298 96.4%	101 98.1%	13 100.0%
Total - Disagreement	13 3.1%	11 3.6%	2 1.9%	- -

NEASC-CIE/CIS SELF STUDY SURVEY RESULTS - TOTAL IN AGREEMENT - STANDARD C  
AMERICAN UNITED SCHOOL OF KUWAIT

---

**SECTION C: GOVERNANCE AND LEADERSHIP**

**STANDARD C1 - The governing body shall be so constituted, with regard to membership and organization, as to provide the school with sound direction, continuity of leadership, and effective support in the current and long term life of the school.**

**Total In Agreement**

	Total	Total in Agreement	Total - Disagreement
STAFF - 4. The Philosophy and Objectives or Mission Statement is considered when important decisions are being made.	119	111 93.3%	8 6.7%
STAFF - 32. The governing body provides the school with sound direction, continuity and effective support.	116	105 90.5%	11 9.5%
STAFF - 37. I believe that the school's governing body and management act legally and ethically.	112	107 95.5%	5 4.5%
PARENTS - 17. The governing body provides the school with sound direction, continuity and effective support.	380	361 95.0%	19 5.0%
BOARD - 7. The cultural diversity of the community is reflected in decision making about programs and resources.	8	8 100.0%	- -
BOARD - 10. The size and composition of the governing body meets this school's needs.	8	7 87.5%	1 12.5%
BOARD - 12. I receive appropriate training in the understanding and performance of my duty as a member of the governing body.	8	6 75.0%	2 25.0%
BOARD - 14. In the event of sudden change, the governing body can provide continuity for the school.	7	6 85.7%	1 14.3%
BOARD - 24. The school management complies with all applicable statutes.	7	7 100.0%	- -

NEASC-CIE/CIS SELF STUDY SURVEY RESULTS - TOTAL IN AGREEMENT - STANDARD C  
AMERICAN UNITED SCHOOL OF KUWAIT

---

**SECTION C: GOVERNANCE AND LEADERSHIP**

**STANDARD C1 - The governing body shall be so constituted, with regard to membership and organization, as to provide the school with sound direction, continuity of leadership, and effective support in the current and long term life of the school.**

**Total In Agreement**

	Total	Total in Agreement	Total - Disagreement
BOARD - 29. The governing body has a policy manual, and organizes orientation and training sessions so that all members understand its contents and implications.	7	5 71.4%	2 28.6%

**STANDARD C1 - Faculty/Staff Total in Agreement by Position**

**STAFF - 32. The governing body provides the school with sound direction, continuity and effective support.**

	Base	STAFF - Position:	
		Academic Staff (heads of subjects or divisions, teachers, librarians, guidance staff, teacher assistants)	Support Staff
Total in Agreement	105 90.5%	84 88.4%	21 100.0%
Total - Disagreement	11 9.5%	11 11.6%	- -



NEASC-CIE/CIS SELF STUDY SURVEY RESULTS - TOTAL IN AGREEMENT - STANDARD C  
AMERICAN UNITED SCHOOL OF KUWAIT

---

**STANDARD C1a - Faculty/Staff Total in Agreement by Position**

**STAFF - 4. The Philosophy and Objectives or Mission Statement is considered when important decisions are being made.**

	Base	STAFF - Position:	
		Academic Staff (heads of subjects or divisions, teachers, librarians, guidance staff, teacher assistants)	Support Staff
Total in Agreement	111 93.3%	92 96.8%	19 79.2%
Total - Disagreement	8 6.7%	3 3.2%	5 20.8%

**STANDARD C1b - Faculty/Staff Total in Agreement by Position**

**STAFF - 37. I believe that the school's governing body and management act legally and ethically.**

	Base	STAFF - Position:	
		Academic Staff (heads of subjects or divisions, teachers, librarians, guidance staff, teacher assistants)	Support Staff
Total in Agreement	107 95.5%	82 96.5%	25 92.6%
Total - Disagreement	5 4.5%	3 3.5%	2 7.4%

NEASC-CIE/CIS SELF STUDY SURVEY RESULTS - TOTAL IN AGREEMENT - STANDARD C  
AMERICAN UNITED SCHOOL OF KUWAIT

---

**STANDARD C2 - There shall be a co-operative and effective working relationship between the governing body and the head of school so as to establish and sustain high morale, quality relationships, and a positive climate for teaching, learning, and student well-being throughout the school.**

**Total In Agreement**

---

Base	6 100.0%
------	-------------

---

**BOARD - 18. The governing body and the head of the school enjoy a good working relationship.**

---

Total in Agreement	6 100.0%
--------------------	-------------

NEASC-CIE/CIS SELF STUDY SURVEY RESULTS - TOTAL IN AGREEMENT - STANDARD C  
AMERICAN UNITED SCHOOL OF KUWAIT

---

**STANDARD C3 - The head of school, while accountable to a higher authority, shall be the responsible leader to ensure that teaching, learning, and student well-being are supported and that the school's mission is achieved.**

**Total In Agreement**

	Total	Total in Agreement	Total - Disagreement
STAFF - 33. The Board and the school head work well together.	98	95 96.9%	3 3.1%
STAFF - 34. The school head is the responsible leader of the school.	127	125 98.4%	2 1.6%
STAFF - 38. I feel the governing body would protect me from exploitation or unjust criticism, and direct parents to address their concerns through the Head of School.	110	101 91.8%	9 8.2%
PARENTS - 18. The school head is the responsible leader of the school.	393	377 95.9%	16 4.1%
PARENTS - 19. I am satisfied with the school leadership.	407	383 94.1%	24 5.9%
BOARD - 11. The governing body limits its actions to the determination and funding and policy decisions and the selection, retention and formal appraisal of the school head.	5	5 100.0%	- -
BOARD - 16. The governing body considers the school head's recommendations prior to policy decisions.	6	5 83.3%	1 16.7%
BOARD - 17. The governing body has developed a clear, written job description for the school head.	5	3 60.0%	2 40.0%
BOARD - 19. The school head provides leadership for the total school program.	8	8 100.0%	- -
BOARD - 21. The school head has total responsibility for the recruitment, selection, assignment, orientation, deployment, and appraisal of all the school staff.	5	4 80.0%	1 20.0%

NEASC-CIE/CIS SELF STUDY SURVEY RESULTS - TOTAL IN AGREEMENT - STANDARD C  
AMERICAN UNITED SCHOOL OF KUWAIT

---

**STANDARD C3 - The head of school, while accountable to a higher authority, shall be the responsible leader to ensure that teaching, learning, and student well-being are supported and that the school's mission is achieved.**

**Total In Agreement**

	Total	Total in Agreement	Total - Disagreement
BOARD - 28. The governing body pursues all issues about school staff members only through the school head.	6	6 100.0%	- -

**STANDARD C3.1 - Faculty/Staff Total in Agreement by Position**

**STAFF - 33. The Board and the school head work well together.**

	Base	STAFF - Position:	
		Academic Staff (heads of subjects or divisions, teachers, librarians, guidance staff, teacher assistants)	Support Staff
Total in Agreement	95 96.9%	73 97.3%	22 95.7%
Total - Disagreement	3 3.1%	2 2.7%	1 4.3%

NEASC-CIE/CIS SELF STUDY SURVEY RESULTS - TOTAL IN AGREEMENT - STANDARD C  
AMERICAN UNITED SCHOOL OF KUWAIT

---

**STANDARD C3.2 - Faculty/Staff Total in Agreement by Position**

**STAFF - 34. The school head is the responsible leader of the school.**

	Base	STAFF - Position:	
		Academic Staff (heads of subjects or divisions, teachers, librarians, guidance staff, teacher assistants)	Support Staff
Total in Agreement	125 98.4%	98 98.0%	27 100.0%
Total - Disagreement	2 1.6%	2 2.0%	- -

**STANDARD C3e - Faculty/Staff Total in Agreement by Position**

**STAFF - 38. I feel the governing body would protect me from exploitation or unjust criticism, and direct parents to address their concerns through the Head of School.**

	Base	STAFF - Position:	
		Academic Staff (heads of subjects or divisions, teachers, librarians, guidance staff, teacher assistants)	Support Staff
Total in Agreement	101 91.8%	82 91.1%	19 95.0%
Total - Disagreement	9 8.2%	8 8.9%	1 5.0%

NEASC-CIE/CIS SELF STUDY SURVEY RESULTS - TOTAL IN AGREEMENT - STANDARD C  
AMERICAN UNITED SCHOOL OF KUWAIT

---

**STANDARD C4 - The governing body shall have clearly formulated written policies and practices which are applied to bring consistency and clarity to school operations.**

**Total In Agreement**

	Total	Total in Agreement	Total - Disagreement
STAFF - 39. I receive communications about the decisions and deliberations of the school's governing body that impact the faculty and staff.	113	97 85.8%	16 14.2%
STAFF - 40. School policies are understood by faculty and are applied consistently and fairly.	118	93 78.8%	25 21.2%
BOARD - 15. The responsibilities of the governing body are clearly written.	7	7 100.0%	- -
BOARD - 25. The governing body respects all local codes, fulfills its contracts, and settles its debts promptly.	7	7 100.0%	- -
BOARD - 41. School policies include procedures on recruitment, appointment, promotion, and retirement of employees.	4	- -	- -
BOARD - 26. The governing body has an appropriate policy to address conflicts of interest.	4	- -	- -
BOARD - 23. Board decisions are communicated and explained to the appropriate constituencies.	7	7 100.0%	- -
BOARD - 40. School policies include a statement on board/staff relationships.	5	4 80.0%	1 20.0%
BOARD - 46. The school leadership promotes an atmosphere of collaboration and mutual respect.	7	7 100.0%	- -
BOARD - 13. There is a clear evaluation system to regularly appraise the performance of the governing body against its duties and predetermined goals.	5	2 40.0%	3 60.0%

NEASC-CIE/CIS SELF STUDY SURVEY RESULTS - TOTAL IN AGREEMENT - STANDARD C  
AMERICAN UNITED SCHOOL OF KUWAIT

---

**STANDARD C4 - The governing body shall have clearly formulated written policies and practices which are applied to bring consistency and clarity to school operations.**

**Total In Agreement**

	Total	Total in Agreement	Total - Disagreement
BOARD -20. The governing body utilizes a clearly defined appraisal system for the school head, conducted with his/her full knowledge, communicated verbally and in writing, and wit...	5	3 60.0%	2 40.0%

**STANDARD C4d.1 - Faculty/Staff Total in Agreement by Position**

**STAFF - 39. I receive communications about the decisions and deliberations of the school's governing body that impact the faculty and staff.**

	Base	STAFF - Position:	
		Academic Staff (heads of subjects or divisions, teachers, librarians, guidance staff, teacher assistants)	Support Staff
Total in Agreement	97 85.8%	75 83.3%	22 95.7%
Total - Disagreement	16 14.2%	15 16.7%	1 4.3%

NEASC-CIE/CIS SELF STUDY SURVEY RESULTS - TOTAL IN AGREEMENT - STANDARD C  
AMERICAN UNITED SCHOOL OF KUWAIT

---

**STANDARD C4d.2 - Faculty/Staff Total in Agreement by Position**

**STAFF - 40. School policies are understood by faculty and are applied consistently and fairly.**

	Base	STAFF - Position:	
		Academic Staff (heads of subjects or divisions, teachers, librarians, guidance staff, teacher assistants)	Support Staff
Total in Agreement	93 78.8%	75 76.5%	18 90.0%
Total - Disagreement	25 21.2%	23 23.5%	2 10.0%



NEASC-CIE/CIS SELF STUDY SURVEY RESULTS - TOTAL IN AGREEMENT - STANDARD C  
AMERICAN UNITED SCHOOL OF KUWAIT

---

**STANDARD C5 - The school shall have educational and financial plans for the near and long term that ensure school viability, are supportive of the mission and are explained to the school community.**

**Total In Agreement**

	Total	Total in Agreement	Total - Disagreement
STAFF - 36.1 I am aware of the school's educational plans, and these guide my work.	110	102 92.7%	8 7.3%
STAFF - 36.2 I am aware of and understand the school's financial plans.	76	44 57.9%	32 42.1%
STAFF - 41. I believe the school is financially stable.	112	110 98.2%	2 1.8%
STAFF - 42. The school's financial resources are appropriately allocated.	83	75 90.4%	8 9.6%
PARENTS - 20.1. The school's educational plans are communicated to parents.	415	392 94.5%	23 5.5%
PARENTS - 20.2. The school's financial plans are communicated to parents.	367	286 77.9%	81 22.1%
PARENTS - 21. I receive updates about the discussions and decisions of the school's governing body that directly impact me and my child.	387	339 87.6%	48 12.4%
BOARD - 22.1 The school has educational plans for the short-, medium- and long term that are reviewed regularly and have the financial implications clearly stated.	6	4 66.7%	2 33.3%
BOARD - 22.2 The school has financial plans for the short-, medium- and long term that are reviewed regularly.	2	- -	- -
BOARD - 47. The school's programs are appropriately funded.	5	4 80.0%	1 20.0%

NEASC-CIE/CIS SELF STUDY SURVEY RESULTS - TOTAL IN AGREEMENT - STANDARD C  
AMERICAN UNITED SCHOOL OF KUWAIT

---

**STANDARD C5 - Faculty/Staff Total in Agreement by Position**

**STAFF - 36.1 I am aware of the school's educational plans, and these guide my work.**

	Base	STAFF - Position:	
		Academic Staff (heads of subjects or divisions, teachers, librarians, guidance staff, teacher assistants)	Support Staff
Total in Agreement	102 92.7%	88 91.7%	14 100.0%
Total - Disagreement	8 7.3%	8 8.3%	- -

**STANDARD C5 - Faculty/Staff Total in Agreement by Position**

**STAFF - 36.2 I am aware of and understand the school's financial plans.**

	Base	STAFF - Position:	
		Academic Staff (heads of subjects or divisions, teachers, librarians, guidance staff, teacher assistants)	Support Staff
Total in Agreement	44 57.9%	28 49.1%	16 84.2%
Total - Disagreement	32 42.1%	29 50.9%	3 15.8%

NEASC-CIE/CIS SELF STUDY SURVEY RESULTS - TOTAL IN AGREEMENT - STANDARD C  
AMERICAN UNITED SCHOOL OF KUWAIT

---

**STANDARD C5a - Faculty/Staff Total in Agreement by Position**

**STAFF - 42. The school's financial resources are appropriately allocated.**

	Base	STAFF - Position:	
		Academic Staff (heads of subjects or divisions, teachers, librarians, guidance staff, teacher assistants)	Support Staff
Total in Agreement	75 90.4%	55 87.3%	20 100.0%
Total - Disagreement	8 9.6%	8 12.7%	- -

**STANDARD C5b - Faculty/Staff Total in Agreement by Position**

**STAFF - 41. I believe the school is financially stable.**

	Base	STAFF - Position:	
		Academic Staff (heads of subjects or divisions, teachers, librarians, guidance staff, teacher assistants)	Support Staff
Total in Agreement	110 98.2%	88 100.0%	22 91.7%
Total - Disagreement	2 1.8%	- -	2 8.3%

NEASC-CIE/CIS SELF STUDY SURVEY RESULTS - TOTAL IN AGREEMENT - STANDARD C  
AMERICAN UNITED SCHOOL OF KUWAIT

---

**STANDARD C1 - Parents Total in Agreement by Language**

**PARENTS - 17. The governing body provides the school with sound direction, continuity and effective support.**

	Language			
	Total	English	Arabic	Other
Total in Agreement	361 95.0%	250 93.6%	101 98.1%	10 100.0%
Total - Disagreement	19 5.0%	17 6.4%	2 1.9%	- -

**STANDARD C3 - Parents Total in Agreement by Language**

**PARENTS - 18. The school head is the responsible leader of the school.**

	Language			
	Total	English	Arabic	Other
Total in Agreement	377 95.9%	270 95.1%	94 97.9%	13 100.0%
Total - Disagreement	16 4.1%	14 4.9%	2 2.1%	- -

**STANDARD C3 - Parents Total in Agreement by Language**

**PARENTS - 19. I am satisfied with the school leadership.**

	Language			
	Total	English	Arabic	Other
Total in Agreement	383 94.1%	274 92.9%	96 97.0%	13 100.0%
Total - Disagreement	24 5.9%	21 7.1%	3 3.0%	- -

NEASC-CIE/CIS SELF STUDY SURVEY RESULTS - TOTAL IN AGREEMENT - STANDARD C  
AMERICAN UNITED SCHOOL OF KUWAIT

---

**STANDARD C5 - Parents Total in Agreement by Language**

**PARENTS - 20.1. The school's educational plans are communicated to parents.**

	Language			
	Total	English	Arabic	Other
Total in Agreement	392 94.5%	278 93.0%	101 98.1%	13 100.0%
Total - Disagreement	23 5.5%	21 7.0%	2 1.9%	- -

**STANDARD C5 - Parents Total in Agreement by Language**

**PARENTS - 20.2. The school's financial plans are communicated to parents.**

	Language			
	Total	English	Arabic	Other
Total in Agreement	286 77.9%	195 73.3%	82 90.1%	9 90.0%
Total - Disagreement	81 22.1%	71 26.7%	9 9.9%	1 10.0%

NEASC-CIE/CIS SELF STUDY SURVEY RESULTS - TOTAL IN AGREEMENT - STANDARD C  
AMERICAN UNITED SCHOOL OF KUWAIT

---

**STANDARD C5 - Parents Total in Agreement by Language**

**PARENTS - 21. I receive updates about the discussions and decisions of the school's governing body that directly impact me and my child.**

	Language			
	Total	English	Arabic	Other
Total in Agreement	339 87.6%	232 84.1%	96 97.0%	11 91.7%
Total - Disagreement	48 12.4%	44 15.9%	3 3.0%	1 8.3%

NEASC-CIE/CIS SELF STUDY SURVEY RESULTS - TOTAL IN AGREEMENT - STANDARD D  
AMERICAN UNITED SCHOOL OF KUWAIT

---

**SECTION D: FACULTY AND SUPPORT STAFF**

**STANDARD D1 - The school shall have faculty and support staff that are sufficient in numbers and with the qualifications, competencies and character necessary to carry out the school's programs, services, and activities, to support fulfilment of the mission and objectives, and to ensure student well being.**

**Total In Agreement**

	Total	Total in Agreement	Total - Disagreement
STAFF - 43. The classroom student/teacher ratio is adequate to provide meaningful learning experiences for students.	124	120 96.8%	4 3.2%
STAFF - 46. My job description at this school is a good match for my qualifications and skills.	129	124 96.1%	5 3.9%
STAFF - 47. I feel I provide individual help to students as needed.	114	113 99.1%	1 0.9%
STAFF - 56. I have been adequately oriented to the local culture and community by the school.	128	125 97.7%	3 2.3%
PARENTS - 25. I am satisfied with the qualifications of the teachers in the school.	416	401 96.4%	15 3.6%
PARENTS - 26. I believe that this school is a good match for my child's needs and strengths.	419	404 96.4%	15 3.6%
BOARD - 38. School polices include provision for adequate staff development/ongoing training.	7	7 100.0%	- -

NEASC-CIE/CIS SELF STUDY SURVEY RESULTS - TOTAL IN AGREEMENT - STANDARD D  
AMERICAN UNITED SCHOOL OF KUWAIT

---

**STANDARD D1 - Faculty/Staff Total in Agreement by Position**

**STAFF - 56. I have been adequately oriented to the local culture and community by the school.**

	Base	STAFF - Position:	
		Academic Staff (heads of subjects or divisions, teachers, librarians, guidance staff, teacher assistants)	Support Staff
Total in Agreement	125 97.7%	99 97.1%	26 100.0%
Total - Disagreement	3 2.3%	3 2.9%	- -

**STANDARD D1b - Faculty/Staff Total in Agreement by Position**

**STAFF - 43. The classroom student/teacher ratio is adequate to provide meaningful learning experiences for students.**

	Base	STAFF - Position:	
		Academic Staff (heads of subjects or divisions, teachers, librarians, guidance staff, teacher assistants)	Support Staff
Total in Agreement	120 96.8%	98 96.1%	22 100.0%
Total - Disagreement	4 3.2%	4 3.9%	- -



NEASC-CIE/CIS SELF STUDY SURVEY RESULTS - TOTAL IN AGREEMENT - STANDARD D  
AMERICAN UNITED SCHOOL OF KUWAIT

---

**STANDARD D1c - Faculty/Staff Total in Agreement by Position**

**STAFF - 46. My job description at this school is a good match for my qualifications and skills.**

	Base	STAFF - Position:	
		Academic Staff (heads of subjects or divisions, teachers, librarians, guidance staff, teacher assistants)	Support Staff
Total in Agreement	124 96.1%	101 99.0%	23 85.2%
Total - Disagreement	5 3.9%	1 1.0%	4 14.8%

**STANDARD D1d - Faculty/Staff Total in Agreement by Position**

**STAFF - 47. I feel I provide individual help to students as needed.**

	Base	STAFF - Position:	
		Academic Staff (heads of subjects or divisions, teachers, librarians, guidance staff, teacher assistants)	Support Staff
Total in Agreement	113 99.1%	100 100.0%	13 92.9%
Total - Disagreement	1 0.9%	- -	1 7.1%

NEASC-CIE/CIS SELF STUDY SURVEY RESULTS - TOTAL IN AGREEMENT - STANDARD D  
AMERICAN UNITED SCHOOL OF KUWAIT

---

**STANDARD D2 - Faculty and support staff shall embrace the school’s Guiding Statements and act professionally and ethically in carrying out their duties and responsibilities, inspiring excellence and students’ best efforts.**

**Total In Agreement**

	Total	Total in Agreement	Total - Disagreement
STUDENTS - 18. I believe that my teachers are knowledgeable about their subjects.	257	238 92.6%	19 7.4%
STUDENTS - 19. I believe that most of my teachers have good teaching skills.	259	241 93.1%	18 6.9%
STUDENTS - 38. Teachers at my school respect students.	253	229 90.5%	24 9.5%
STAFF - 94. I enjoy working with my colleagues.	130	124 95.4%	6 4.6%
STAFF - 95. There is effective communication and respect among school personnel.	128	115 89.8%	13 10.2%
STAFF - 96. The school promotes positive teacher-student relationships.	126	125 99.2%	1 0.8%
STAFF - 97. Teachers respect students.	127	126 99.2%	1 0.8%

NEASC-CIE/CIS SELF STUDY SURVEY RESULTS - TOTAL IN AGREEMENT - STANDARD D  
AMERICAN UNITED SCHOOL OF KUWAIT

---

**STANDARD D2d.1 - Students Total in Agreement by Gender and Grade**

**STUDENTS - 19. I believe that most of my teachers have good teaching skills.**

	Base	Gender:		Grade/Year Group:					
		Male	Female	5th	6th	7th	8th	9th	10th
Total in Agreement	241 93.1%	130 93.5%	111 92.5%	66 98.5%	52 96.3%	36 94.7%	30 83.3%	26 86.7%	31 91.2%
Total - Disagreement	18 6.9%	9 6.5%	9 7.5%	1 1.5%	2 3.7%	2 5.3%	6 16.7%	4 13.3%	3 8.8%

**STANDARD D2d.2 - Students Total in Agreement by Gender and Grade**

**STUDENTS - 38. Teachers at my school respect students.**

	Base	Gender:		Grade/Year Group:					
		Male	Female	5th	6th	7th	8th	9th	10th
Total in Agreement	229 90.5%	126 91.3%	103 89.6%	66 98.5%	46 92.0%	35 94.6%	27 75.0%	28 90.3%	27 84.4%
Total - Disagreement	24 9.5%	12 8.7%	12 10.4%	1 1.5%	4 8.0%	2 5.4%	9 25.0%	3 9.7%	5 15.6%

NEASC-CIE/CIS SELF STUDY SURVEY RESULTS - TOTAL IN AGREEMENT - STANDARD D  
AMERICAN UNITED SCHOOL OF KUWAIT

---

**STANDARD D2e - Students Total in Agreement by Gender and Grade**

**STUDENTS - 18. I believe that my teachers are knowledgeable about their subjects.**

	Base	Gender:		Grade/Year Group:					
		Male	Female	5th	6th	7th	8th	9th	10th
Total in Agreement	238 92.6%	127 92.0%	111 93.3%	61 95.3%	51 94.4%	36 94.7%	31 86.1%	28 90.3%	31 91.2%
Total - Disagreement	19 7.4%	11 8.0%	8 6.7%	3 4.7%	3 5.6%	2 5.3%	5 13.9%	3 9.7%	3 8.8%

**STANDARD D2d.1 - Faculty/Staff Total in Agreement by Position**

**STAFF - 94. I enjoy working with my colleagues.**

	Base	STAFF - Position:	
		Academic Staff (heads of subjects or divisions, teachers, librarians, guidance staff, teacher assistants)	Support Staff
Total in Agreement	124 95.4%	95 94.1%	29 100.0%
Total - Disagreement	6 4.6%	6 5.9%	- -

NEASC-CIE/CIS SELF STUDY SURVEY RESULTS - TOTAL IN AGREEMENT - STANDARD D  
AMERICAN UNITED SCHOOL OF KUWAIT

---

**STANDARD D2d.2 - Faculty/Staff Total in Agreement by Position**

**STAFF - 95. There is effective communication and respect among school personnel.**

	Base	STAFF - Position:	
		Academic Staff (heads of subjects or divisions, teachers, librarians, guidance staff, teacher assistants)	Support Staff
Total in Agreement	115 89.8%	89 89.0%	26 92.9%
Total - Disagreement	13 10.2%	11 11.0%	2 7.1%

**STANDARD D2d.3 - Faculty/Staff Total in Agreement by Position**

**STAFF - 96. The school promotes positive teacher-student relationships.**

	Base	STAFF - Position:	
		Academic Staff (heads of subjects or divisions, teachers, librarians, guidance staff, teacher assistants)	Support Staff
Total in Agreement	125 99.2%	100 99.0%	25 100.0%
Total - Disagreement	1 0.8%	1 1.0%	- -

NEASC-CIE/CIS SELF STUDY SURVEY RESULTS - TOTAL IN AGREEMENT - STANDARD D  
AMERICAN UNITED SCHOOL OF KUWAIT

---

**STANDARD D2d.4 - Faculty/Staff Total in Agreement by Position**

**STAFF - 97. Teachers respect students.**

	Base	STAFF - Position:	
		Academic Staff (heads of subjects or divisions, teachers, librarians, guidance staff, teacher assistants)	Support Staff
Total in Agreement	126 99.2%	101 99.0%	25 100.0%
Total - Disagreement	1 0.8%	1 1.0%	- -

NEASC-CIE/CIS SELF STUDY SURVEY RESULTS - TOTAL IN AGREEMENT - STANDARD D  
AMERICAN UNITED SCHOOL OF KUWAIT

---

**STANDARD D3 - All personnel shall be employed under a written contract or employment agreement which states the principal terms of agreement between the employee and the school, and which provides for salaries and other benefits that are appropriate to the position and to the school's location.**

**Total In Agreement**

	Total	Total in Agreement	Total - Disagreement
STAFF - 49. I am satisfied with the clarity and fairness of my contract with the school.	129	113 87.6%	16 12.4%
STAFF - 50. The salary scale is appropriate for the region.	119	104 87.4%	15 12.6%
STAFF - 72. I have filed appropriate medical health forms with the school.	117	110 94.0%	7 6.0%

**STANDARD D3.1 - Faculty/Staff Total in Agreement by Position**

**STAFF - 49. I am satisfied with the clarity and fairness of my contract with the school.**

	Base	STAFF - Position:	
		Academic Staff (heads of subjects or divisions, teachers, librarians, guidance staff, teacher assistants)	Support Staff
Total in Agreement	113 87.6%	88 87.1%	25 89.3%
Total - Disagreement	16 12.4%	13 12.9%	3 10.7%

NEASC-CIE/CIS SELF STUDY SURVEY RESULTS - TOTAL IN AGREEMENT - STANDARD D  
AMERICAN UNITED SCHOOL OF KUWAIT

---

**STANDARD D3.2 - Faculty/Staff Total in Agreement by Position**

**STAFF - 50. The salary scale is appropriate for the region.**

	Base	STAFF - Position:	
		Academic Staff (heads of subjects or divisions, teachers, librarians, guidance staff, teacher assistants)	Support Staff
Total in Agreement	104 87.4%	81 89.0%	23 82.1%
Total - Disagreement	15 12.6%	10 11.0%	5 17.9%

**STANDARD D3a - Faculty/Staff Total in Agreement by Position**

**STAFF - 72. I have filed appropriate medical health forms with the school.**

	Base	STAFF - Position:	
		Academic Staff (heads of subjects or divisions, teachers, librarians, guidance staff, teacher assistants)	Support Staff
Total in Agreement	110 94.0%	92 94.8%	18 90.0%
Total - Disagreement	7 6.0%	5 5.2%	2 10.0%



NEASC-CIE/CIS SELF STUDY SURVEY RESULTS - TOTAL IN AGREEMENT - STANDARD D  
AMERICAN UNITED SCHOOL OF KUWAIT

---

**STANDARD D4 - Written personnel policies and guidelines shall establish expectations for the performance of faculty and support staff which shall be consistently and effectively applied.**

**Total In Agreement**

	Total	Total in Agreement	Total - Disagreement
STAFF - 48. I think that the school's staff handbook is comprehensive and useful.	124	120 96.8%	4 3.2%
BOARD - 37. School policies include a statement on non-discrimination.	6	6 100.0%	- -

**STANDARD D4 - Faculty/Staff Total in Agreement by Position**

**STAFF - 48. I think that the school's staff handbook is comprehensive and useful.**

	Base	STAFF - Position:	
		Academic Staff (heads of subjects or divisions, teachers, librarians, guidance staff, teacher assistants)	Support Staff
Total in Agreement	120 96.8%	95 96.0%	25 100.0%
Total - Disagreement	4 3.2%	4 4.0%	- -

NEASC-CIE/CIS SELF STUDY SURVEY RESULTS - TOTAL IN AGREEMENT - STANDARD D  
AMERICAN UNITED SCHOOL OF KUWAIT

---

**STANDARD D5 - There shall be a clearly defined and implemented appraisal system for faculty and support staff based on pre-determined, explicit criteria and supported by a program of professional development and/or training which is linked to appraisal outcomes and other school priorities for student learning.**

**Total In Agreement**

	Total	Total in Agreement	Total - Disagreement
STAFF - 44. I regularly receive helpful feedback and supervision of my teaching through the appraisal process.	96	82 85.4%	14 14.6%
STAFF - 51. Appraisals of my performance are conducted fairly and in writing.	117	108 92.3%	9 7.7%
STAFF - 52. I have the opportunity to discuss and appeal aspects of my appraisal.	111	105 94.6%	6 5.4%
STAFF - 53. I regularly reflect upon and evaluate my own teaching/work.	125	124 99.2%	1 0.8%
STAFF - 54. I am involved in the planning of professional development opportunities and I am satisfied with the opportunities I have to take advantage of them.	103	81 78.6%	22 21.4%
BOARD - 8. I am satisfied with the ongoing professional development provided to teachers at this school.	7	7 100.0%	- -
BOARD - 39. School policies include provision for the evaluation and accountability of staff.	4	- -	- -

NEASC-CIE/CIS SELF STUDY SURVEY RESULTS - TOTAL IN AGREEMENT - STANDARD D  
AMERICAN UNITED SCHOOL OF KUWAIT

---

**STANDARD D5.1 - Faculty/Staff Total in Agreement by Position**

**STAFF - 44. I regularly receive helpful feedback and supervision of my teaching through the appraisal process.**

	Base	STAFF - Position:	
		Academic Staff (heads of subjects or divisions, teachers, librarians, guidance staff, teacher assistants)	Support Staff
Total in Agreement	82 85.4%	78 84.8%	* *
Total - Disagreement	14 14.6%	14 15.2%	* *

**STANDARD D5.2 - Faculty/Staff Total in Agreement by Position**

**STAFF - 54. I am involved in the planning of professional development opportunities and I am satisfied with the opportunities I have to take advantage of them.**

	Base	STAFF - Position:	
		Academic Staff (heads of subjects or divisions, teachers, librarians, guidance staff, teacher assistants)	Support Staff
Total in Agreement	81 78.6%	68 78.2%	13 81.3%
Total - Disagreement	22 21.4%	19 21.8%	3 18.8%

NEASC-CIE/CIS SELF STUDY SURVEY RESULTS - TOTAL IN AGREEMENT - STANDARD D  
AMERICAN UNITED SCHOOL OF KUWAIT

---

**STANDARD D5b - Faculty/Staff Total in Agreement by Position**

**STAFF - 51. Appraisals of my performance are conducted fairly and in writing.**

	Base	STAFF - Position:	
		Academic Staff (heads of subjects or divisions, teachers, librarians, guidance staff, teacher assistants)	Support Staff
Total in Agreement	108 92.3%	83 92.2%	25 92.6%
Total - Disagreement	9 7.7%	7 7.8%	2 7.4%

**STANDARD D5c - Faculty/Staff Total in Agreement by Position**

**STAFF - 52. I have the opportunity to discuss and appeal aspects of my appraisal.**

	Base	STAFF - Position:	
		Academic Staff (heads of subjects or divisions, teachers, librarians, guidance staff, teacher assistants)	Support Staff
Total in Agreement	105 94.6%	81 94.2%	24 96.0%
Total - Disagreement	6 5.4%	5 5.8%	1 4.0%

NEASC-CIE/CIS SELF STUDY SURVEY RESULTS - TOTAL IN AGREEMENT - STANDARD D  
AMERICAN UNITED SCHOOL OF KUWAIT

---

**STANDARD D5d - Faculty/Staff Total in Agreement by Position**

**STAFF - 53. I regularly reflect upon and evaluate my own teaching/work.**

	Base	STAFF - Position:	
		Academic Staff (heads of subjects or divisions, teachers, librarians, guidance staff, teacher assistants)	Support Staff
Total in Agreement	124 99.2%	100 99.0%	24 100.0%
Total - Disagreement	1 0.8%	1 1.0%	- -

NEASC-CIE/CIS SELF STUDY SURVEY RESULTS - TOTAL IN AGREEMENT - STANDARD D  
AMERICAN UNITED SCHOOL OF KUWAIT

---

**STANDARD D1 - Parents Total in Agreement by Language**

**PARENTS - 25. I am satisfied with the qualifications of the teachers in the school.**

	Language			
	Total	English	Arabic	Other
Total in Agreement	401 96.4%	289 95.7%	99 98.0%	13 100.0%
Total - Disagreement	15 3.6%	13 4.3%	2 2.0%	- -

**STANDARD D1b - Parents Total in Agreement by Language**

**PARENTS - 26. I believe that this school is a good match for my child's needs and strengths.**

	Language			
	Total	English	Arabic	Other
Total in Agreement	404 96.4%	290 95.1%	101 100.0%	13 100.0%
Total - Disagreement	15 3.6%	15 4.9%	- -	- -

NEASC-CIE/CIS SELF STUDY SURVEY RESULTS - TOTAL IN AGREEMENT - STANDARD E  
AMERICAN UNITED SCHOOL OF KUWAIT

---

**SECTION E: ACCESS TO TEACHING AND LEARNING**

**STANDARD E1 - There shall be effective procedures for identifying the learning needs of students, both at admission and while enrolled, to ensure that students in the school can benefit from the school's programs.**

**Total In Agreement**

	Total	Total in Agreement	Total - Disagreement
STAFF - 57. The unique abilities/disabilities of students are well identified prior to entry into the school.	99	71 71.7%	28 28.3%
STAFF - 58. The unique abilities/disabilities of students are well identified as they arise during the students' time at the school.	101	91 90.1%	10 9.9%
STAFF - 61. There are opportunities for high ability students to extend and enrich their learning in my class or elsewhere in the school.	104	98 94.2%	6 5.8%
PARENTS - 27. If my child is having academic difficulties, appropriate help is available.	378	352 93.1%	26 6.9%

**STANDARD E1 - Faculty/Staff Total in Agreement by Position**

**STAFF - 61. There are opportunities for high ability students to extend and enrich their learning in my class or elsewhere in the school.**

	Base	STAFF - Position:	
		Academic Staff (heads of subjects or divisions, teachers, librarians, guidance staff, teacher assistants)	Support Staff
Total in Agreement	98 94.2%	92 94.8%	6 85.7%
Total - Disagreement	6 5.8%	5 5.2%	1 14.3%

NEASC-CIE/CIS SELF STUDY SURVEY RESULTS - TOTAL IN AGREEMENT - STANDARD E  
AMERICAN UNITED SCHOOL OF KUWAIT

---

**STANDARD E1a - Faculty/Staff Total in Agreement by Position**

**STAFF - 57. The unique abilities/disabilities of students are well identified prior to entry into the school.**

	Base	STAFF - Position:	
		Academic Staff (heads of subjects or divisions, teachers, librarians, guidance staff, teacher assistants)	Support Staff
Total in Agreement	71 71.7%	59 68.6%	12 92.3%
Total - Disagreement	28 28.3%	27 31.4%	1 7.7%

**STANDARD E1c - Faculty/Staff Total in Agreement by Position**

**STAFF - 58. The unique abilities/disabilities of students are well identified as they arise during the students' time at the school.**

	Base	STAFF - Position:	
		Academic Staff (heads of subjects or divisions, teachers, librarians, guidance staff, teacher assistants)	Support Staff
Total in Agreement	91 90.1%	80 88.9%	11 100.0%
Total - Disagreement	10 9.9%	10 11.1%	- -



NEASC-CIE/CIS SELF STUDY SURVEY RESULTS - TOTAL IN AGREEMENT - STANDARD E  
AMERICAN UNITED SCHOOL OF KUWAIT

---

**STANDARD E2 - Children with learning differences or specific needs who are admitted into the school shall be given support to access and enhance participation in the learning environment through appropriate and effective programs that are delivered by suitably qualified personnel.**

**Total In Agreement**

	Total	Total in Agreement	Total - Disagreement
STAFF - 59. The school provides adequate support for students with special needs.	86	57 66.3%	29 33.7%
STAFF - 60. The number of special needs personnel is appropriate to the number of identified special education students.	63	36 57.1%	27 42.9%
STAFF - 62. I know where to refer exceptional students to accommodate their talents and interest.	93	76 81.7%	17 18.3%
BOARD - 42. School policies allow for a comprehensive program of support for students requiring help with English or other languages of instruction.	8	8 100.0%	- -

**STANDARD E2.1 - Faculty/Staff Total in Agreement by Position**

**STAFF - 59. The school provides adequate support for students with special needs.**

	Base	STAFF - Position:	
		Academic Staff (heads of subjects or divisions, teachers, librarians, guidance staff, teacher assistants)	Support Staff
Total in Agreement	57 66.3%	47 63.5%	10 83.3%
Total - Disagreement	29 33.7%	27 36.5%	2 16.7%

NEASC-CIE/CIS SELF STUDY SURVEY RESULTS - TOTAL IN AGREEMENT - STANDARD E  
AMERICAN UNITED SCHOOL OF KUWAIT

---

**STANDARD E2.2 - Faculty/Staff Total in Agreement by Position**

**STAFF - 62. I know where to refer exceptional students to accommodate their talents and interest.**

	Base	STAFF - Position:	
		Academic Staff (heads of subjects or divisions, teachers, librarians, guidance staff, teacher assistants)	Support Staff
Total in Agreement	76 81.7%	71 81.6%	5 83.3%
Total - Disagreement	17 18.3%	16 18.4%	1 16.7%

**STANDARD E2a - Faculty/Staff Total in Agreement by Position**

**STAFF - 60. The number of special needs personnel is appropriate to the number of identified special education students.**

	Base	STAFF - Position:	
		Academic Staff (heads of subjects or divisions, teachers, librarians, guidance staff, teacher assistants)	Support Staff
Total in Agreement	36 57.1%	32 55.2%	4 80.0%
Total - Disagreement	27 42.9%	26 44.8%	1 20.0%

NEASC-CIE/CIS SELF STUDY SURVEY RESULTS - TOTAL IN AGREEMENT - STANDARD E  
AMERICAN UNITED SCHOOL OF KUWAIT

---

**STANDARD E3 - Effective language support programs shall assist learners to access the school's formal curriculum and other activities.**

**Total In Agreement**

	Total	Total in Agreement	Total - Disagreement
STUDENTS - 21. The school provides me with support if I need help with my English or with another language of instruction.	246	225 91.5%	21 8.5%
STAFF - 63. The school has helped me to learn strategies to accommodate students who need English (or other) language support.	103	84 81.6%	19 18.4%
STAFF - 64. The school provides adequate resources and support for students who speak English as a Second Language.	111	100 90.1%	11 9.9%
PARENTS - 28. Teachers are available to help my child with his/her English or another language of instruction.	402	384 95.5%	18 4.5%

**STANDARD E3 - Students Total in Agreement by Gender and Grade**

**STUDENTS - 21. The school provides me with support if I need help with my English or with another language of instruction.**

	Base	Gender:		Grade/Year Group:					
		Male	Female	5th	6th	7th	8th	9th	10th
Total in Agreement	225 91.5%	119 89.5%	106 93.8%	58 90.6%	45 90.0%	35 97.2%	33 89.2%	24 92.3%	30 90.9%
Total - Disagreement	21 8.5%	14 10.5%	7 6.2%	6 9.4%	5 10.0%	1 2.8%	4 10.8%	2 7.7%	3 9.1%

NEASC-CIE/CIS SELF STUDY SURVEY RESULTS - TOTAL IN AGREEMENT - STANDARD E  
AMERICAN UNITED SCHOOL OF KUWAIT

---

**STANDARD E3 - Faculty/Staff Total in Agreement by Position**

**STAFF - 63. The school has helped me to learn strategies to accommodate students who need English (or other) language support.**

	Base	STAFF - Position:	
		Academic Staff (heads of subjects or divisions, teachers, librarians, guidance staff, teacher assistants)	Support Staff
Total in Agreement	84 81.6%	74 79.6%	10 100.0%
Total - Disagreement	19 18.4%	19 20.4%	- -

**STANDARD E3c - Faculty/Staff Total in Agreement by Position**

**STAFF - 64. The school provides adequate resources and support for students who speak English as a Second Language.**

	Base	STAFF - Position:	
		Academic Staff (heads of subjects or divisions, teachers, librarians, guidance staff, teacher assistants)	Support Staff
Total in Agreement	100 90.1%	85 88.5%	15 100.0%
Total - Disagreement	11 9.9%	11 11.5%	- -

NEASC-CIE/CIS SELF STUDY SURVEY RESULTS - TOTAL IN AGREEMENT - STANDARD E  
AMERICAN UNITED SCHOOL OF KUWAIT

---

**STANDARD E4 - The school shall ensure that students have access to advice and counsel on academic, personal, career and tertiary education matters to effectively support their current and future development and achievement.**

**Total In Agreement**

	Total	Total in Agreement	Total - Disagreement
STUDENTS - 20. I know where to go for support for my learning when I need it.	244	215 88.1%	29 11.9%
STUDENTS - 22. General advice, guidance, and counseling are available to me at school.	251	227 90.4%	24 9.6%
STUDENTS - 23. I feel comfortable talking with guidance counselors.	237	193 81.4%	44 18.6%
STAFF - 65. Guidance counseling is available to students for a variety of student needs.	121	117 96.7%	4 3.3%
STAFF - 66. Guidance counselors respect student confidentiality.	115	114 99.1%	1 0.9%
PARENTS - 29. I am satisfied with the effectiveness of the school's guidance and counseling processes.	396	367 92.7%	29 7.3%

NEASC-CIE/CIS SELF STUDY SURVEY RESULTS - TOTAL IN AGREEMENT - STANDARD E  
AMERICAN UNITED SCHOOL OF KUWAIT

---

**STANDARD E4.1 - Students Total in Agreement by Gender and Grade**

**STUDENTS - 20. I know where to go for support for my learning when I need it.**

	Base	Gender:		Grade/Year Group:					
		Male	Female	5th	6th	7th	8th	9th	10th
Total in Agreement	215 88.1%	115 87.8%	100 88.5%	56 88.9%	39 81.3%	34 94.4%	32 86.5%	24 85.7%	30 93.8%
Total - Disagreement	29 11.9%	16 12.2%	13 11.5%	7 11.1%	9 18.8%	2 5.6%	5 13.5%	4 14.3%	2 6.3%

**STANDARD E4.2 - Students Total in Agreement by Gender and Grade**

**STUDENTS - 22. General advice, guidance, and counseling are available to me at school.**

	Base	Gender:		Grade/Year Group:					
		Male	Female	5th	6th	7th	8th	9th	10th
Total in Agreement	227 90.4%	121 89.6%	106 91.4%	59 92.2%	44 91.7%	36 92.3%	31 86.1%	27 87.1%	30 90.9%
Total - Disagreement	24 9.6%	14 10.4%	10 8.6%	5 7.8%	4 8.3%	3 7.7%	5 13.9%	4 12.9%	3 9.1%

NEASC-CIE/CIS SELF STUDY SURVEY RESULTS - TOTAL IN AGREEMENT - STANDARD E  
AMERICAN UNITED SCHOOL OF KUWAIT

---

**STANDARD E4.3 - Students Total in Agreement by Gender and Grade**

**STUDENTS - 23. I feel comfortable talking with guidance counselors.**

	Base	Gender:		Grade/Year Group:					
		Male	Female	5th	6th	7th	8th	9th	10th
Total in Agreement	193 81.4%	102 81.6%	91 81.3%	59 90.8%	37 78.7%	31 88.6%	22 68.8%	18 75.0%	26 76.5%
Total - Disagreement	44 18.6%	23 18.4%	21 18.8%	6 9.2%	10 21.3%	4 11.4%	10 31.3%	6 25.0%	8 23.5%

**STANDARD E4 - Faculty/Staff Total in Agreement by Position**

**STAFF - 66. Guidance counselors respect student confidentiality.**

	Base	STAFF - Position:	
		Academic Staff (heads of subjects or divisions, teachers, librarians, guidance staff, teacher assistants)	Support Staff
Total in Agreement	114 99.1%	91 98.9%	23 100.0%
Total - Disagreement	1 0.9%	1 1.1%	- -

NEASC-CIE/CIS SELF STUDY SURVEY RESULTS - TOTAL IN AGREEMENT - STANDARD E  
AMERICAN UNITED SCHOOL OF KUWAIT

---

**STANDARD E4a - Faculty/Staff Total in Agreement by Position**

**STAFF - 65. Guidance counseling is available to students for a variety of student needs.**

	Base	STAFF - Position:	
		Academic Staff (heads of subjects or divisions, teachers, librarians, guidance staff, teacher assistants)	Support Staff
Total in Agreement	117 96.7%	94 95.9%	23 100.0%
Total - Disagreement	4 3.3%	4 4.1%	- -



NEASC-CIE/CIS SELF STUDY SURVEY RESULTS - TOTAL IN AGREEMENT - STANDARD E  
AMERICAN UNITED SCHOOL OF KUWAIT

---

**STANDARD E5 - The school shall provide appropriate health care and promote the practices of healthy living to serve student well-being and enhance access to learning opportunities.**

**Total In Agreement**

	Total	Total in Agreement	Total - Disagreement
STUDENTS - 25. I believe that I would get adequate assistance from the staff member assigned to look after ill or injured students.	235	220 93.6%	15 6.4%
PARENTS - 33. I am comfortable with the school's attention to health matters.	419	414 98.8%	5 1.2%

**STANDARD E5 - Students Total in Agreement by Gender and Grade**

**STUDENTS - 25. I believe that I would get adequate assistance from the staff member assigned to look after ill or injured students.**

	Base	Gender:		Grade/Year Group:					
		Male	Female	5th	6th	7th	8th	9th	10th
Total in Agreement	220 93.6%	114 90.5%	106 97.2%	57 91.9%	49 94.2%	35 97.2%	28 87.5%	24 96.0%	27 96.4%
Total - Disagreement	15 6.4%	12 9.5%	3 2.8%	5 8.1%	3 5.8%	1 2.8%	4 12.5%	1 4.0%	1 3.6%

NEASC-CIE/CIS SELF STUDY SURVEY RESULTS - TOTAL IN AGREEMENT - STANDARD E  
AMERICAN UNITED SCHOOL OF KUWAIT

---

**STANDARD E1 - Parents Total in Agreement by Language**

**PARENTS - 27. If my child is having academic difficulties, appropriate help is available.**

	Language			
	Total	English	Arabic	Other
Total in Agreement	352 93.1%	252 91.6%	88 96.7%	12 100.0%
Total - Disagreement	26 6.9%	23 8.4%	3 3.3%	- -

**STANDARD E3 - Parents Total in Agreement by Language**

**PARENTS - 28. Teachers are available to help my child with his/her English or another language of instruction.**

	Language			
	Total	English	Arabic	Other
Total in Agreement	384 95.5%	277 95.2%	95 96.0%	12 100.0%
Total - Disagreement	18 4.5%	14 4.8%	4 4.0%	- -

**STANDARD E4 - Parents Total in Agreement by Language**

**PARENTS - 29. I am satisfied with the effectiveness of the school's guidance and counseling processes.**

	Language			
	Total	English	Arabic	Other
Total in Agreement	367 92.7%	254 90.7%	101 97.1%	12 100.0%
Total - Disagreement	29 7.3%	26 9.3%	3 2.9%	- -

NEASC-CIE/CIS SELF STUDY SURVEY RESULTS - TOTAL IN AGREEMENT - STANDARD E  
AMERICAN UNITED SCHOOL OF KUWAIT

---

**STANDARD E5 - Parents Total in Agreement by Language**

**PARENTS - 33. I am comfortable with the school's attention to health matters.**

	Language			
	Total	English	Arabic	Other
Total in Agreement	414 98.8%	299 98.7%	102 99.0%	13 100.0%
Total - Disagreement	5 1.2%	4 1.3%	1 1.0%	- -

NEASC-CIE/CIS SELF STUDY SURVEY RESULTS - TOTAL IN AGREEMENT - STANDARD F  
AMERICAN UNITED SCHOOL OF KUWAIT

---

**SECTION F: SCHOOL CULTURE AND PARTNERSHIPS FOR LEARNING**

**STANDARD F1 - A school climate characterized by fairness, trust, and mutual respect shall support student learning and well-being.**

**Total In Agreement**

	Total	Total in Agreement	Total - Disagreement
STUDENTS - 17. I believe that the school treats my family and me fairly.	254	218 85.8%	36 14.2%
STUDENTS - 37. My school is a welcoming and friendly place.	258	245 95.0%	13 5.0%
STUDENTS - 39. Students at my school respect teachers.	250	204 81.6%	46 18.4%
STUDENTS - 40. Students at my school respect one another.	252	198 78.6%	54 21.4%
STUDENTS - 41. I understand the school's expectations for my behavior.	258	249 96.5%	9 3.5%
STUDENTS - 45. The school encourages me to share my ethnic/cultural heritage.	239	194 81.2%	45 18.8%
STAFF - 73. I am appropriately informed if any of my students have health conditions that might affect their performance in my classes.	108	102 94.4%	6 5.6%
STAFF - 98. Students respect teachers.	126	123 97.6%	3 2.4%
STAFF - 99. Students respect one another.	125	121 96.8%	4 3.2%
STAFF - 104. The school promotes positive multi-cultural interaction among students and faculty.	124	121 97.6%	3 2.4%

NEASC-CIE/CIS SELF STUDY SURVEY RESULTS - TOTAL IN AGREEMENT - STANDARD F  
AMERICAN UNITED SCHOOL OF KUWAIT

---

**STANDARD F1 - A school climate characterized by fairness, trust, and mutual respect shall support student learning and well-being.**

**Total In Agreement**

	Total	Total in Agreement	Total - Disagreement
PARENTS - 22. School policies and rules are known by parents and students and applied fairly.	416	392 94.2%	24 5.8%
PARENTS - 44. My child's school is a welcoming and friendly place.	430	420 97.7%	10 2.3%
PARENTS - 45. I am aware of the consequences to my child of inappropriate behavior.	406	387 95.3%	19 4.7%
PARENTS - 51. The school fosters respect for diversity.	421	405 96.2%	16 3.8%

**STANDARD F1.1 - Students Total in Agreement by Gender and Grade**

**STUDENTS - 37. My school is a welcoming and friendly place.**

	Base	Gender:		Grade/Year Group:					
		Male	Female	5th	6th	7th	8th	9th	10th
Total in Agreement	245 95.0%	130 92.9%	115 97.5%	66 98.5%	51 96.2%	38 97.4%	32 86.5%	28 93.3%	30 93.8%
Total - Disagreement	13 5.0%	10 7.1%	3 2.5%	1 1.5%	2 3.8%	1 2.6%	5 13.5%	2 6.7%	2 6.3%

**NEASC-CIE/CIS SELF STUDY SURVEY RESULTS - TOTAL IN AGREEMENT - STANDARD F  
AMERICAN UNITED SCHOOL OF KUWAIT**

---

**STANDARD F1.2 - Students Total in Agreement by Gender and Grade**

**STUDENTS - 39. Students at my school respect teachers.**

	Base	Gender:		Grade/Year Group:					
		Male	Female	5th	6th	7th	8th	9th	10th
Total in Agreement	204 81.6%	109 80.7%	95 82.6%	54 83.1%	44 84.6%	34 91.9%	21 60.0%	24 82.8%	27 84.4%
Total - Disagreement	46 18.4%	26 19.3%	20 17.4%	11 16.9%	8 15.4%	3 8.1%	14 40.0%	5 17.2%	5 15.6%

**STANDARD F1b.1 - Students Total in Agreement by Gender and Grade**

**STUDENTS - 17. I believe that the school treats my family and me fairly.**

	Base	Gender:		Grade/Year Group:					
		Male	Female	5th	6th	7th	8th	9th	10th
Total in Agreement	218 85.8%	117 86.0%	101 85.6%	62 92.5%	47 92.2%	37 94.9%	28 80.0%	23 76.7%	21 65.6%
Total - Disagreement	36 14.2%	19 14.0%	17 14.4%	5 7.5%	4 7.8%	2 5.1%	7 20.0%	7 23.3%	11 34.4%

**NEASC-CIE/CIS SELF STUDY SURVEY RESULTS - TOTAL IN AGREEMENT - STANDARD F  
AMERICAN UNITED SCHOOL OF KUWAIT**

---

**STANDARD F1b.2 - Students Total in Agreement by Gender and Grade**

**STUDENTS - 40. Students at my school respect one another.**

	Base	Gender:		Grade/Year Group:					
		Male	Female	5th	6th	7th	8th	9th	10th
Total in Agreement	198 78.6%	107 77.0%	91 80.5%	49 74.2%	40 80.0%	31 81.6%	25 69.4%	26 86.7%	27 84.4%
Total - Disagreement	54 21.4%	32 23.0%	22 19.5%	17 25.8%	10 20.0%	7 18.4%	11 30.6%	4 13.3%	5 15.6%

**STANDARD F1c - Students Total in Agreement by Gender and Grade**

**STUDENTS - 41. I understand the school's expectations for my behavior.**

	Base	Gender:		Grade/Year Group:					
		Male	Female	5th	6th	7th	8th	9th	10th
Total in Agreement	249 96.5%	134 95.0%	115 98.3%	63 96.9%	50 94.3%	38 97.4%	34 94.4%	30 96.8%	34 100.0%
Total - Disagreement	9 3.5%	7 5.0%	2 1.7%	2 3.1%	3 5.7%	1 2.6%	2 5.6%	1 3.2%	- -

NEASC-CIE/CIS SELF STUDY SURVEY RESULTS - TOTAL IN AGREEMENT - STANDARD F  
AMERICAN UNITED SCHOOL OF KUWAIT

---

**STANDARD F1d - Students Total in Agreement by Gender and Grade**

**STUDENTS - 45. The school encourages me to share my ethnic/cultural heritage.**

	Base	Gender:		Grade/Year Group:					
		Male	Female	5th	6th	7th	8th	9th	10th
Total in Agreement	194 81.2%	106 82.2%	88 80.0%	51 86.4%	41 82.0%	32 91.4%	25 69.4%	22 81.5%	23 71.9%
Total - Disagreement	45 18.8%	23 17.8%	22 20.0%	8 13.6%	9 18.0%	3 8.6%	11 30.6%	5 18.5%	9 28.1%

**STANDARD F1 - Faculty/Staff Total in Agreement by Position**

**STAFF - 98. Students respect teachers.**

	Base	STAFF - Position:	
		Academic Staff (heads of subjects or divisions, teachers, librarians, guidance staff, teacher assistants)	Support Staff
Total in Agreement	123 97.6%	98 97.0%	25 100.0%
Total - Disagreement	3 2.4%	3 3.0%	- -



NEASC-CIE/CIS SELF STUDY SURVEY RESULTS - TOTAL IN AGREEMENT - STANDARD F  
AMERICAN UNITED SCHOOL OF KUWAIT

---

**STANDARD F1b.1 - Faculty/Staff Total in Agreement by Position**

**STAFF - 99. Students respect one another.**

	Base	STAFF - Position:	
		Academic Staff (heads of subjects or divisions, teachers, librarians, guidance staff, teacher assistants)	Support Staff
Total in Agreement	121 96.8%	96 96.0%	25 100.0%
Total - Disagreement	4 3.2%	4 4.0%	- -

**STANDARD F1b.2 - Faculty/Staff Total in Agreement by Position**

**STAFF - 104. The school promotes positive multi-cultural interaction among students and faculty.**

	Base	STAFF - Position:	
		Academic Staff (heads of subjects or divisions, teachers, librarians, guidance staff, teacher assistants)	Support Staff
Total in Agreement	121 97.6%	96 97.0%	25 100.0%
Total - Disagreement	3 2.4%	3 3.0%	- -

NEASC-CIE/CIS SELF STUDY SURVEY RESULTS - TOTAL IN AGREEMENT - STANDARD F  
AMERICAN UNITED SCHOOL OF KUWAIT

---

**STANDARD F1e - Faculty/Staff Total in Agreement by Position**

**STAFF - 73. I am appropriately informed if any of my students have health conditions that might affect their performance in my classes.**

	Base	STAFF - Position:	
		Academic Staff (heads of subjects or divisions, teachers, librarians, guidance staff, teacher assistants)	Support Staff
Total in Agreement	102 94.4%	94 94.9%	8 88.9%
Total - Disagreement	6 5.6%	5 5.1%	1 11.1%

NEASC-CIE/CIS SELF STUDY SURVEY RESULTS - TOTAL IN AGREEMENT - STANDARD F  
AMERICAN UNITED SCHOOL OF KUWAIT

---

**STANDARD F2 - Effective communication processes shall foster a productive home-school partnership and a positive learning community.**

**Total In Agreement**

	Total	Total in Agreement	Total - Disagreement
STUDENTS - 42. I receive timely and up to date information about school activities and events.	257	227 88.3%	30 11.7%
STUDENTS - 43. I have opportunities to express my opinions about how the school operates.	244	175 71.7%	69 28.3%
STAFF - 45. There are mechanisms for communicating my needs to the school management.	124	115 92.7%	9 7.3%
STAFF - 67. The school encourages parental involvement.	123	122 99.2%	1 0.8%
STAFF - 68. I seek out parents' opinions about their children's strengths, needs, and interests.	100	94 94.0%	6 6.0%
STAFF - 100. Effective means for communication with students and parents are in place.	126	123 97.6%	3 2.4%
STAFF - 103. The student activities program takes advantage of the diversity of backgrounds of school managers, staff, and students.	113	109 96.5%	4 3.5%

NEASC-CIE/CIS SELF STUDY SURVEY RESULTS - TOTAL IN AGREEMENT - STANDARD F  
AMERICAN UNITED SCHOOL OF KUWAIT

---

**STANDARD F2 - Effective communication processes shall foster a productive home-school partnership and a positive learning community.**

**Total In Agreement**

	Total	Total in Agreement	Total - Disagreement
PARENTS - 30. I am satisfied with the communication I have with my child's teachers.	425	402 94.6%	23 5.4%
PARENTS - 31. The school includes me in important decisions about my child's education.	385	345 89.6%	40 10.4%
PARENTS - 38. I have received a school or parent handbook and find it useful.	394	364 92.4%	30 7.6%
PARENTS - 46. I receive regular information about school activities and events.	427	415 97.2%	12 2.8%
PARENTS - 47. I know how and where to share information about my child with school personnel.	421	398 94.5%	23 5.5%
PARENTS - 48. Effective communication strategies exist for the interchange of opinions among the school, students and parents.	408	379 92.9%	29 7.1%
PARENTS - 52. I have been invited to share my family's cultural heritage with my child's school.	334	284 85.0%	50 15.0%

NEASC-CIE/CIS SELF STUDY SURVEY RESULTS - TOTAL IN AGREEMENT - STANDARD F  
AMERICAN UNITED SCHOOL OF KUWAIT

---

**STANDARD F2a - Students Total in Agreement by Gender and Grade**

**STUDENTS - 42. I receive timely and up to date information about school activities and events.**

	Base	Gender:		Grade/Year Group:					
		Male	Female	5th	6th	7th	8th	9th	10th
Total in Agreement	227 88.3%	122 87.8%	105 89.0%	57 87.7%	46 86.8%	36 92.3%	33 89.2%	29 93.5%	26 81.3%
Total - Disagreement	30 11.7%	17 12.2%	13 11.0%	8 12.3%	7 13.2%	3 7.7%	4 10.8%	2 6.5%	6 18.8%

**STANDARD F2c - Students Total in Agreement by Gender and Grade**

**STUDENTS - 43. I have opportunities to express my opinions about how the school operates.**

	Base	Gender:		Grade/Year Group:					
		Male	Female	5th	6th	7th	8th	9th	10th
Total in Agreement	175 71.7%	99 72.8%	76 70.4%	53 85.5%	44 81.5%	24 70.6%	21 60.0%	17 60.7%	16 51.6%
Total - Disagreement	69 28.3%	37 27.2%	32 29.6%	9 14.5%	10 18.5%	10 29.4%	14 40.0%	11 39.3%	15 48.4%

NEASC-CIE/CIS SELF STUDY SURVEY RESULTS - TOTAL IN AGREEMENT - STANDARD F  
AMERICAN UNITED SCHOOL OF KUWAIT

---

**STANDARD F2a.1 - Faculty/Staff Total in Agreement by Position**

**STAFF - 100. Effective means for communication with students and parents are in place.**

	Base	STAFF - Position:	
		Academic Staff (heads of subjects or divisions, teachers, librarians, guidance staff, teacher assistants)	Support Staff
Total in Agreement	123 97.6%	99 97.1%	24 100.0%
Total - Disagreement	3 2.4%	3 2.9%	- -

**STANDARD F2a.2 - Faculty/Staff Total in Agreement by Position**

**STAFF - 45. There are mechanisms for communicating my needs to the school management.**

	Base	STAFF - Position:	
		Academic Staff (heads of subjects or divisions, teachers, librarians, guidance staff, teacher assistants)	Support Staff
Total in Agreement	115 92.7%	93 93.0%	22 91.7%
Total - Disagreement	9 7.3%	7 7.0%	2 8.3%

NEASC-CIE/CIS SELF STUDY SURVEY RESULTS - TOTAL IN AGREEMENT - STANDARD F  
AMERICAN UNITED SCHOOL OF KUWAIT

---

**STANDARD F2c - Faculty/Staff Total in Agreement by Position**

**STAFF - 67. The school encourages parental involvement.**

	Base	STAFF - Position:	
		Academic Staff (heads of subjects or divisions, teachers, librarians, guidance staff, teacher assistants)	Support Staff
Total in Agreement	122 99.2%	99 99.0%	23 100.0%
Total - Disagreement	1 0.8%	1 1.0%	- -

**STANDARD F2d - Faculty/Staff Total in Agreement by Position**

**STAFF - 68. I seek out parents' opinions about their children's strengths, needs, and interests.**

	Base	STAFF - Position:	
		Academic Staff (heads of subjects or divisions, teachers, librarians, guidance staff, teacher assistants)	Support Staff
Total in Agreement	94 94.0%	87 93.5%	7 100.0%
Total - Disagreement	6 6.0%	6 6.5%	- -

NEASC-CIE/CIS SELF STUDY SURVEY RESULTS - TOTAL IN AGREEMENT - STANDARD F  
AMERICAN UNITED SCHOOL OF KUWAIT

---

**STANDARD F2e - Faculty/Staff Total in Agreement by Position**

**STAFF - 103. The student activities program takes advantage of the diversity of backgrounds of school managers, staff, and students.**

	Base	STAFF - Position:	
		Academic Staff (heads of subjects or divisions, teachers, librarians, guidance staff, teacher assistants)	Support Staff
Total in Agreement	109 96.5%	89 96.7%	20 95.2%
Total - Disagreement	4 3.5%	3 3.3%	1 4.8%



NEASC-CIE/CIS SELF STUDY SURVEY RESULTS - TOTAL IN AGREEMENT - STANDARD F  
AMERICAN UNITED SCHOOL OF KUWAIT

---

**STANDARD F3 - The school shall offer effective programs and activities which complement the formal curriculum in supporting the school's Guiding Statements.**

**Total In Agreement**

	Total	Total in Agreement	Total - Disagreement
STUDENTS - 44. The student activities programs are broad enough to meet my interests.	249	188 75.5%	61 24.5%
STUDENTS - 46. The school helps me to understand and respect differences and to appreciate diversity.	249	232 93.2%	17 6.8%
STUDENTS - 47. The school provides opportunities for students to learn leadership skills.	254	234 92.1%	20 7.9%
STUDENTS - 48. The school provides opportunities for me to participate in community service activities.	238	204 85.7%	34 14.3%
STAFF - 101. I am encouraged by the school to view each student as a "whole person."	120	118 98.3%	2 1.7%
STAFF - 102. The student activities program takes advantage of opportunities afforded by the school's location.	112	107 95.5%	5 4.5%
PARENTS - 49. School programs are appropriate in size and variety to serve the needs of my child.	398	373 93.7%	25 6.3%
PARENTS - 50. School programs provide opportunities for students to learn leadership skills and to participate in community service.	380	354 93.2%	26 6.8%

**NEASC-CIE/CIS SELF STUDY SURVEY RESULTS - TOTAL IN AGREEMENT - STANDARD F  
AMERICAN UNITED SCHOOL OF KUWAIT**

---

**STANDARD F3 - Students Total in Agreement by Gender and Grade**

**STUDENTS - 44. The student activities programs are broad enough to meet my interests.**

	Base	Gender:		Grade/Year Group:					
		Male	Female	5th	6th	7th	8th	9th	10th
Total in Agreement	188 75.5%	99 73.3%	89 78.1%	58 89.2%	39 78.0%	30 76.9%	20 58.8%	20 69.0%	21 65.6%
Total - Disagreement	61 24.5%	36 26.7%	25 21.9%	7 10.8%	11 22.0%	9 23.1%	14 41.2%	9 31.0%	11 34.4%

**STANDARD F3a - Students Total in Agreement by Gender and Grade**

**STUDENTS - 46. The school helps me to understand and respect differences and to appreciate diversity.**

	Base	Gender:		Grade/Year Group:					
		Male	Female	5th	6th	7th	8th	9th	10th
Total in Agreement	232 93.2%	127 92.0%	105 94.6%	60 96.8%	48 90.6%	36 97.3%	30 83.3%	27 93.1%	31 96.9%
Total - Disagreement	17 6.8%	11 8.0%	6 5.4%	2 3.2%	5 9.4%	1 2.7%	6 16.7%	2 6.9%	1 3.1%

NEASC-CIE/CIS SELF STUDY SURVEY RESULTS - TOTAL IN AGREEMENT - STANDARD F  
AMERICAN UNITED SCHOOL OF KUWAIT

---

**STANDARD F3b.1 - Students Total in Agreement by Gender and Grade**

**STUDENTS - 47. The school provides opportunities for students to learn leadership skills.**

	Base	Gender:		Grade/Year Group:					
		Male	Female	5th	6th	7th	8th	9th	10th
Total in Agreement	234 92.1%	121 89.0%	113 95.8%	62 93.9%	47 92.2%	35 94.6%	32 86.5%	27 90.0%	31 93.9%
Total - Disagreement	20 7.9%	15 11.0%	5 4.2%	4 6.1%	4 7.8%	2 5.4%	5 13.5%	3 10.0%	2 6.1%

**STANDARD F3b.2 - Students Total in Agreement by Gender and Grade**

**STUDENTS - 48. The school provides opportunities for me to participate in community service activities.**

	Base	Gender:		Grade/Year Group:					
		Male	Female	5th	6th	7th	8th	9th	10th
Total in Agreement	204 85.7%	112 84.8%	92 86.8%	54 87.1%	40 81.6%	26 83.9%	23 71.9%	31 100.0%	30 90.9%
Total - Disagreement	34 14.3%	20 15.2%	14 13.2%	8 12.9%	9 18.4%	5 16.1%	9 28.1%	- -	3 9.1%

NEASC-CIE/CIS SELF STUDY SURVEY RESULTS - TOTAL IN AGREEMENT - STANDARD F  
AMERICAN UNITED SCHOOL OF KUWAIT

---

**STANDARD F3 - Faculty/Staff Total in Agreement by Position**

**STAFF - 101. I am encouraged by the school to view each student as a “whole person.”**

	Base	STAFF - Position:	
		Academic Staff (heads of subjects or divisions, teachers, librarians, guidance staff, teacher assistants)	Support Staff
Total in Agreement	118 98.3%	99 99.0%	19 95.0%
Total - Disagreement	2 1.7%	1 1.0%	1 5.0%

**STANDARD F3a - Faculty/Staff Total in Agreement by Position**

**STAFF - 102. The student activities program takes advantage of opportunities afforded by the school’s location.**

	Base	STAFF - Position:	
		Academic Staff (heads of subjects or divisions, teachers, librarians, guidance staff, teacher assistants)	Support Staff
Total in Agreement	107 95.5%	90 95.7%	17 94.4%
Total - Disagreement	5 4.5%	4 4.3%	1 5.6%

NEASC-CIE/CIS SELF STUDY SURVEY RESULTS - TOTAL IN AGREEMENT - STANDARD F  
AMERICAN UNITED SCHOOL OF KUWAIT

---

**STANDARD F1a - Parents Total in Agreement by Language**

**PARENTS - 22. School policies and rules are known by parents and students and applied fairly.**

	Language			
	Total	English	Arabic	Other
Total in Agreement	392 94.2%	280 93.0%	99 97.1%	13 100.0%
Total - Disagreement	24 5.8%	21 7.0%	3 2.9%	- -

**STANDARD F1b - Parents Total in Agreement by Language**

**PARENTS - 44. My child's school is a welcoming and friendly place.**

	Language			
	Total	English	Arabic	Other
Total in Agreement	420 97.7%	302 96.8%	105 100.0%	13 100.0%
Total - Disagreement	10 2.3%	10 3.2%	- -	- -

**STANDARD F1c - Parents Total in Agreement by Language**

**PARENTS - 45. I am aware of the consequences to my child of inappropriate behavior.**

	Language			
	Total	English	Arabic	Other
Total in Agreement	387 95.3%	278 94.2%	97 98.0%	12 100.0%
Total - Disagreement	19 4.7%	17 5.8%	2 2.0%	- -

NEASC-CIE/CIS SELF STUDY SURVEY RESULTS - TOTAL IN AGREEMENT - STANDARD F  
AMERICAN UNITED SCHOOL OF KUWAIT

---

**STANDARD F1d - Parents Total in Agreement by Language**  
**PARENTS - 51. The school fosters respect for diversity.**

	Language			
	Total	English	Arabic	Other
Total in Agreement	405 96.2%	289 94.8%	103 100.0%	13 100.0%
Total - Disagreement	16 3.8%	16 5.2%	- -	- -

**STANDARD F2a - Parents Total in Agreement by Language**  
**PARENTS - 30. I am satisfied with the communication I have with my child's teachers.**

	Language			
	Total	English	Arabic	Other
Total in Agreement	402 94.6%	292 94.2%	97 95.1%	13 100.0%
Total - Disagreement	23 5.4%	18 5.8%	5 4.9%	- -

**STANDARD F2b - Parents Total in Agreement by Language**  
**PARENTS - 31. The school includes me in important decisions about my child's education.**

	Language			
	Total	English	Arabic	Other
Total in Agreement	345 89.6%	241 87.0%	92 95.8%	12 100.0%
Total - Disagreement	40 10.4%	36 13.0%	4 4.2%	- -

NEASC-CIE/CIS SELF STUDY SURVEY RESULTS - TOTAL IN AGREEMENT - STANDARD F  
AMERICAN UNITED SCHOOL OF KUWAIT

---

**STANDARD F2c - Parents Total in Agreement by Language**

**PARENTS - 38. I have received a school or parent handbook and find it useful.**

	Language			
	Total	English	Arabic	Other
Total in Agreement	364 92.4%	269 92.4%	85 92.4%	10 90.9%
Total - Disagreement	30 7.6%	22 7.6%	7 7.6%	1 9.1%

**STANDARD F2d - Parents Total in Agreement by Language**

**PARENTS - 46. I receive regular information about school activities and events.**

	Language			
	Total	English	Arabic	Other
Total in Agreement	415 97.2%	299 96.8%	103 98.1%	13 100.0%
Total - Disagreement	12 2.8%	10 3.2%	2 1.9%	- -

**STANDARD F2e - Parents Total in Agreement by Language**

**PARENTS - 47. I know how and where to share information about my child with school personnel.**

	Language			
	Total	English	Arabic	Other
Total in Agreement	398 94.5%	287 94.1%	99 96.1%	12 92.3%
Total - Disagreement	23 5.5%	18 5.9%	4 3.9%	1 7.7%

NEASC-CIE/CIS SELF STUDY SURVEY RESULTS - TOTAL IN AGREEMENT - STANDARD F  
AMERICAN UNITED SCHOOL OF KUWAIT

---

**STANDARD F2f - Parents Total in Agreement by Language**

**PARENTS - 48. Effective communication strategies exist for the interchange of opinions among the school, students and parents.**

	Language			
	Total	English	Arabic	Other
Total in Agreement	379 92.9%	272 91.6%	95 96.0%	12 100.0%
Total - Disagreement	29 7.1%	25 8.4%	4 4.0%	- -

**STANDARD F2g - Parents Total in Agreement by Language**

**PARENTS - 52. I have been invited to share my family's cultural heritage with my child's school.**

	Language			
	Total	English	Arabic	Other
Total in Agreement	284 85.0%	202 82.8%	72 90.0%	10 100.0%
Total - Disagreement	50 15.0%	42 17.2%	8 10.0%	- -



NEASC-CIE/CIS SELF STUDY SURVEY RESULTS - TOTAL IN AGREEMENT - STANDARD F  
AMERICAN UNITED SCHOOL OF KUWAIT

---

**STANDARD F3a - Parents Total in Agreement by Language**

**PARENTS - 49. School programs are appropriate in size and variety to serve the needs of my child.**

	Language			
	Total	English	Arabic	Other
Total in Agreement	373 93.7%	267 92.7%	93 95.9%	13 100.0%
Total - Disagreement	25 6.3%	21 7.3%	4 4.1%	- -

**STANDARD F3b - Parents Total in Agreement by Language**

**PARENTS - 50. School programs provide opportunities for students to learn leadership skills and to participate in community service.**

	Language			
	Total	English	Arabic	Other
Total in Agreement	354 93.2%	246 90.8%	96 99.0%	12 100.0%
Total - Disagreement	26 6.8%	25 9.2%	1 1.0%	- -

NEASC-CIE/CIS SELF STUDY SURVEY RESULTS - TOTAL IN AGREEMENT - STANDARD G  
AMERICAN UNITED SCHOOL OF KUWAIT

---

**SECTION G: OPERATIONAL SYSTEMS**

**STANDARD G1 - The management of school finances shall be consistent with best financial practices in international schools, in accordance with the legal requirements of the host country, and shall support the effective delivery of the school's programs.**

**Total In Agreement**

	Total	Total in Agreement	Total - Disagreement
STAFF - 35. The faculty has appropriate input into the school's educational and budget processes.	95	71 74.7%	24 25.3%
STAFF - 78. I am satisfied with the physical condition of the school and its appropriateness for teaching and learning.	127	127 100.0%	- -
PARENTS - 23. I believe the school is financially secure and that the school operates in a financially responsible manner.	375	364 97.1%	11 2.9%
PARENTS - 24. The school reports fee changes in a timely manner, allowing me to make decisions about my child's continued enrollment.	312	292 93.6%	20 6.4%
BOARD - 30. After appropriate consultation and debate, the governing body sets fee levels, which ensure the ongoing financial stability of the school.	4	- -	- -
BOARD - 31. The governing body approves the school's annual budget after seeking input from appropriate constituents.	3	- -	- -
BOARD - 32. The school regularly considers culturally appropriate means of raising additional funds.	3	- -	- -
BOARD - 33. The governing body receives appropriate reports on financial matters.	3	- -	- -
BOARD - 34. The financial affairs of the school are competently managed.	3	- -	- -

NEASC-CIE/CIS SELF STUDY SURVEY RESULTS - TOTAL IN AGREEMENT - STANDARD G  
AMERICAN UNITED SCHOOL OF KUWAIT

---

**SECTION G: OPERATIONAL SYSTEMS**

**STANDARD G1 - The management of school finances shall be consistent with best financial practices in international schools, in accordance with the legal requirements of the host country, and shall support the effective delivery of the school's programs.**

**Total In Agreement**

	Total	Total in Agreement	Total - Disagreement
BOARD - 35. The school's insurance program is comprehensive and appropriate.	3	-	-

**STANDARD G1 - Faculty/Staff Total in Agreement by Position**

**STAFF - 35. The faculty has appropriate input into the school's educational and budget processes.**

	Base	STAFF - Position:	
		Academic Staff (heads of subjects or divisions, teachers, librarians, guidance staff, teacher assistants)	Support Staff
Total in Agreement	71 74.7%	56 70.9%	15 93.8%
Total - Disagreement	24 25.3%	23 29.1%	1 6.3%

NEASC-CIE/CIS SELF STUDY SURVEY RESULTS - TOTAL IN AGREEMENT - STANDARD G  
AMERICAN UNITED SCHOOL OF KUWAIT

---

**STANDARD G1a - Faculty/Staff Total in Agreement by Position**

**STAFF - 78. I am satisfied with the physical condition of the school and its appropriateness for teaching and learning.**

	Base	STAFF - Position:	
		Academic Staff (heads of subjects or divisions, teachers, librarians, guidance staff, teacher assistants)	Support Staff
Total in Agreement	127 100.0%	101 100.0%	26 100.0%

NEASC-CIE/CIS SELF STUDY SURVEY RESULTS - TOTAL IN AGREEMENT - STANDARD G  
AMERICAN UNITED SCHOOL OF KUWAIT

---

**STANDARD G2 - Grounds, buildings, technical installations, basic furnishings, and equipment shall effectively support delivery of the programs required to put the school's Guiding Statements into practice.**

**Total In Agreement**

	Total	Total in Agreement	Total - Disagreement
STAFF - 80. I am aware of the rules and policies regarding use of school resources.	128	126 98.4%	2 1.6%
STAFF - 81. The physical dimensions of classrooms are adequate for the subjects I teach and the ages of the students.	109	105 96.3%	4 3.7%
STAFF - 82. School furniture is well maintained.	131	131 100.0%	- -
STAFF - 85. The school's information and communication technology systems support my efforts in my work.	126	125 99.2%	1 0.8%
STAFF - 87. Internet access at school is reliable and sufficient.	130	118 90.8%	12 9.2%
PARENTS - 39. The teaching spaces at my child's school are satisfactory.	429	426 99.3%	3 0.7%
PARENTS - 40. The school building(s) provide(s) an appropriate atmosphere for learning.	430	426 99.1%	4 0.9%

NEASC-CIE/CIS SELF STUDY SURVEY RESULTS - TOTAL IN AGREEMENT - STANDARD G  
AMERICAN UNITED SCHOOL OF KUWAIT

---

**STANDARD G2b - Faculty/Staff Total in Agreement by Position**

**STAFF - 81. The physical dimensions of classrooms are adequate for the subjects I teach and the ages of the students.**

	Base	STAFF - Position:	
		Academic Staff (heads of subjects or divisions, teachers, librarians, guidance staff, teacher assistants)	Support Staff
Total in Agreement	105 96.3%	93 95.9%	12 100.0%
Total - Disagreement	4 3.7%	4 4.1%	- -

**STANDARD G2c.1 - Faculty/Staff Total in Agreement by Position**

**STAFF - 80. I am aware of the rules and policies regarding use of school resources.**

	Base	STAFF - Position:	
		Academic Staff (heads of subjects or divisions, teachers, librarians, guidance staff, teacher assistants)	Support Staff
Total in Agreement	126 98.4%	98 98.0%	28 100.0%
Total - Disagreement	2 1.6%	2 2.0%	- -

NEASC-CIE/CIS SELF STUDY SURVEY RESULTS - TOTAL IN AGREEMENT - STANDARD G  
AMERICAN UNITED SCHOOL OF KUWAIT

---

**STANDARD G2c.2 - Faculty/Staff Total in Agreement by Position**

**STAFF - 82. School furniture is well maintained.**

	Base	STAFF - Position:	
		Academic Staff (heads of subjects or divisions, teachers, librarians, guidance staff, teacher assistants)	Support Staff
Total in Agreement	131 100.0%	102 100.0%	29 100.0%

**STANDARD G2e.1 - Faculty/Staff Total in Agreement by Position**

**STAFF - 85. The school's information and communication technology systems support my efforts in my work.**

	Base	STAFF - Position:	
		Academic Staff (heads of subjects or divisions, teachers, librarians, guidance staff, teacher assistants)	Support Staff
Total in Agreement	125 99.2%	100 99.0%	25 100.0%
Total - Disagreement	1 0.8%	1 1.0%	- -

NEASC-CIE/CIS SELF STUDY SURVEY RESULTS - TOTAL IN AGREEMENT - STANDARD G  
AMERICAN UNITED SCHOOL OF KUWAIT

---

**STANDARD G2e.2 - Faculty/Staff Total in Agreement by Position**

**STAFF - 87. Internet access at school is reliable and sufficient.**

	Base	STAFF - Position:	
		Academic Staff (heads of subjects or divisions, teachers, librarians, guidance staff, teacher assistants)	Support Staff
Total in Agreement	118 90.8%	91 89.2%	27 96.4%
Total - Disagreement	12 9.2%	11 10.8%	1 3.6%



NEASC-CIE/CIS SELF STUDY SURVEY RESULTS - TOTAL IN AGREEMENT - STANDARD G  
AMERICAN UNITED SCHOOL OF KUWAIT

---

**STANDARD G3 - The school shall ensure that its grounds, buildings, technical installations, basic furnishings, equipment and systems provide for the health and safety of students, personnel and visitors.**

**Total In Agreement**

	Total	Total in Agreement	Total - Disagreement
STUDENTS - 24. I know what to do if there is an emergency at my school.	251	230 91.6%	21 8.4%
STUDENTS - 28. I feel safe at school.	259	247 95.4%	12 4.6%
STAFF - 69. I am satisfied with school health and emergency procedures.	126	120 95.2%	6 4.8%
STAFF - 71. I have been effectively prepared about what to do in the event of a medical emergency.	128	107 83.6%	21 16.4%
STAFF - 76. Suitable arrangements are made to identify and respond to security threats.	118	111 94.1%	7 5.9%
STAFF - 83. I have adequate equipment and storage space for my teaching needs.	107	105 98.1%	2 1.9%
STAFF - 84. The teachers' lounge is satisfactory.	121	118 97.5%	3 2.5%
STAFF - 93. I know where and how to report safety and maintenance concerns.	129	123 95.3%	6 4.7%
PARENTS - 32. I trust the school's emergency procedures, such as for evacuation and I trust that my child is safe on campus.	414	410 99.0%	4 1.0%
PARENTS - 36. The school campus is clean and attractive.	426	423 99.3%	3 0.7%

NEASC-CIE/CIS SELF STUDY SURVEY RESULTS - TOTAL IN AGREEMENT - STANDARD G  
AMERICAN UNITED SCHOOL OF KUWAIT

---

**STANDARD G3 - The school shall ensure that its grounds, buildings, technical installations, basic furnishings, equipment and systems provide for the health and safety of students, personnel and visitors.**

**Total In Agreement**

	Total	Total in Agreement
BOARD -43. Board policies and school practices demonstrate a concern for the well being of everyone on school premises and using school services to promote the safety of students...	8	8 100.0%
BOARD - 44. Appropriate policies are in place to respond to threats to security.	8	8 100.0%
BOARD -45. All buildings and facilities used to provide instruction and services to students meet health and safety codes of local government authorities and expectations of the accre...	7	7 100.0%

**STANDARD G3e - Students Total in Agreement by Gender and Grade**

**STUDENTS - 24. I know what to do if there is an emergency at my school.**

	Base	Gender:		Grade/Year Group:					
		Male	Female	5th	6th	7th	8th	9th	10th
Total in Agreement	230 91.6%	127 90.7%	103 92.8%	60 90.9%	47 88.7%	34 94.4%	33 94.3%	27 93.1%	29 90.6%
Total - Disagreement	21 8.4%	13 9.3%	8 7.2%	6 9.1%	6 11.3%	2 5.6%	2 5.7%	2 6.9%	3 9.4%

NEASC-CIE/CIS SELF STUDY SURVEY RESULTS - TOTAL IN AGREEMENT - STANDARD G  
AMERICAN UNITED SCHOOL OF KUWAIT

---

**STANDARD G3f - Students Total in Agreement by Gender and Grade**

**STUDENTS - 28. I feel safe at school.**

	Base	Gender:		Grade/Year Group:					
		Male	Female	5th	6th	7th	8th	9th	10th
Total in Agreement	247 95.4%	133 95.7%	114 95.0%	63 94.0%	51 94.4%	39 100.0%	32 88.9%	28 96.6%	34 100.0%
Total - Disagreement	12 4.6%	6 4.3%	6 5.0%	4 6.0%	3 5.6%	- -	4 11.1%	1 3.4%	- -

**STANDARD G3.1 - Faculty/Staff Total in Agreement by Position**

**STAFF - 83. I have adequate equipment and storage space for my teaching needs.**

	Base	STAFF - Position:	
		Academic Staff (heads of subjects or divisions, teachers, librarians, guidance staff, teacher assistants)	Support Staff
Total in Agreement	105 98.1%	97 98.0%	8 100.0%
Total - Disagreement	2 1.9%	2 2.0%	- -

NEASC-CIE/CIS SELF STUDY SURVEY RESULTS - TOTAL IN AGREEMENT - STANDARD G  
AMERICAN UNITED SCHOOL OF KUWAIT

---

**STANDARD G3.2 - Faculty/Staff Total in Agreement by Position**

**STAFF - 69. I am satisfied with school health and emergency procedures.**

	Base	STAFF - Position:	
		Academic Staff (heads of subjects or divisions, teachers, librarians, guidance staff, teacher assistants)	Support Staff
Total in Agreement	120 95.2%	92 93.9%	28 100.0%
Total - Disagreement	6 4.8%	6 6.1%	- -

**STANDARD G3c - Faculty/Staff Total in Agreement by Position**

**STAFF - 93. I know where and how to report safety and maintenance concerns.**

	Base	STAFF - Position:	
		Academic Staff (heads of subjects or divisions, teachers, librarians, guidance staff, teacher assistants)	Support Staff
Total in Agreement	123 95.3%	94 94.0%	29 100.0%
Total - Disagreement	6 4.7%	6 6.0%	- -

NEASC-CIE/CIS SELF STUDY SURVEY RESULTS - TOTAL IN AGREEMENT - STANDARD G  
AMERICAN UNITED SCHOOL OF KUWAIT

---

**STANDARD G3d - Faculty/Staff Total in Agreement by Position**

**STAFF - 84. The teachers' lounge is satisfactory.**

	Base	STAFF - Position:	
		Academic Staff (heads of subjects or divisions, teachers, librarians, guidance staff, teacher assistants)	Support Staff
Total in Agreement	118 97.5%	97 97.0%	21 100.0%
Total - Disagreement	3 2.5%	3 3.0%	- -

**STANDARD G3e - Faculty/Staff Total in Agreement by Position**

**STAFF - 71. I have been effectively prepared about what to do in the event of a medical emergency.**

	Base	STAFF - Position:	
		Academic Staff (heads of subjects or divisions, teachers, librarians, guidance staff, teacher assistants)	Support Staff
Total in Agreement	107 83.6%	83 81.4%	24 92.3%
Total - Disagreement	21 16.4%	19 18.6%	2 7.7%

NEASC-CIE/CIS SELF STUDY SURVEY RESULTS - TOTAL IN AGREEMENT - STANDARD G  
AMERICAN UNITED SCHOOL OF KUWAIT

---

**STANDARD G3f - Faculty/Staff Total in Agreement by Position**

**STAFF - 76. Suitable arrangements are made to identify and respond to security threats.**

	Base	STAFF - Position:	
		Academic Staff (heads of subjects or divisions, teachers, librarians, guidance staff, teacher assistants)	Support Staff
Total in Agreement	111 94.1%	87 93.5%	24 96.0%
Total - Disagreement	7 5.9%	6 6.5%	1 4.0%

NEASC-CIE/CIS SELF STUDY SURVEY RESULTS - TOTAL IN AGREEMENT - STANDARD G  
AMERICAN UNITED SCHOOL OF KUWAIT

---

**STANDARD G4 - The school shall provide or arrange for auxiliary services as required to support its declared objectives and programs, and shall ensure that such services meet acceptable standards of safety, efficiency and comfort.**

**Total In Agreement**

	Total	Total in Agreement	Total - Disagreement
STUDENTS - 26. I am happy with the quality of food served at school.	256	192 75.0%	64 25.0%
STUDENTS - 27. Toilet and hand washing facilities are adequate at my school.	255	246 96.5%	9 3.5%
STUDENTS - 29. I feel safe going on school trips.	240	229 95.4%	11 4.6%
STUDENTS - 30. I am satisfied with the school's bus system (if there is one offered, otherwise skip this question).	141	111 78.7%	30 21.3%
STUDENTS - 31. Members of the school's (non-teaching) support staff are friendly and helpful.	257	243 94.6%	14 5.4%
STAFF - 74. The cafeteria/dining hall is a welcoming place.	129	129 100.0%	- -
STAFF - 75. Toilet and hand washing facilities are adequate.	131	130 99.2%	1 0.8%
STAFF - 77. School trips are well planned and well supervised.	99	93 93.9%	6 6.1%
STAFF - 79. I find the school support staff helpful and efficient.	128	126 98.4%	2 1.6%
PARENTS - 34. I am satisfied with the nutritional level and appeal of the food provided at school.	409	363 88.8%	46 11.2%

NEASC-CIE/CIS SELF STUDY SURVEY RESULTS - TOTAL IN AGREEMENT - STANDARD G  
AMERICAN UNITED SCHOOL OF KUWAIT

---

**STANDARD G4 - The school shall provide or arrange for auxiliary services as required to support its declared objectives and programs, and shall ensure that such services meet acceptable standards of safety, efficiency and comfort.**

**Total In Agreement**

	Total	Total in Agreement	Total - Disagreement
PARENTS - 35. I trust that my child is safe on school trips.	404	399 98.8%	5 1.2%
PARENTS - 37. School support staff members (non-teaching) are friendly and helpful.	427	420 98.4%	7 1.6%

**STANDARD G4a - Students Total in Agreement by Gender and Grade**

**STUDENTS - 26. I am happy with the quality of food served at school.**

	Base	Gender:		Grade/Year Group:					
		Male	Female	5th	6th	7th	8th	9th	10th
Total in Agreement	192 75.0%	96 69.1%	96 82.1%	49 75.4%	39 75.0%	31 79.5%	23 62.2%	26 86.7%	24 72.7%
Total - Disagreement	64 25.0%	43 30.9%	21 17.9%	16 24.6%	13 25.0%	8 20.5%	14 37.8%	4 13.3%	9 27.3%



**NEASC-CIE/CIS SELF STUDY SURVEY RESULTS - TOTAL IN AGREEMENT - STANDARD G  
AMERICAN UNITED SCHOOL OF KUWAIT**

---

**STANDARD G4c - Students Total in Agreement by Gender and Grade**

**STUDENTS - 30. I am satisfied with the school's bus system (if there is one offered, otherwise skip this question).**

	Base	Gender:		Grade/Year Group:					
		Male	Female	5th	6th	7th	8th	9th	10th
Total in Agreement	111 78.7%	46 68.7%	65 87.8%	28 80.0%	17 68.0%	21 75.0%	15 83.3%	14 93.3%	16 80.0%
Total - Disagreement	30 21.3%	21 31.3%	9 12.2%	7 20.0%	8 32.0%	7 25.0%	3 16.7%	1 6.7%	4 20.0%

**STANDARD G4d - Students Total in Agreement by Gender and Grade**

**STUDENTS - 27. Toilet and hand washing facilities are adequate at my school.**

	Base	Gender:		Grade/Year Group:					
		Male	Female	5th	6th	7th	8th	9th	10th
Total in Agreement	246 96.5%	132 95.7%	114 97.4%	59 92.2%	48 96.0%	39 100.0%	36 97.3%	31 100.0%	33 97.1%
Total - Disagreement	9 3.5%	6 4.3%	3 2.6%	5 7.8%	2 4.0%	- -	1 2.7%	- -	1 2.9%

NEASC-CIE/CIS SELF STUDY SURVEY RESULTS - TOTAL IN AGREEMENT - STANDARD G  
AMERICAN UNITED SCHOOL OF KUWAIT

---

**STANDARD G4e - Students Total in Agreement by Gender and Grade**

**STUDENTS - 29. I feel safe going on school trips.**

	Base	Gender:		Grade/Year Group:					
		Male	Female	5th	6th	7th	8th	9th	10th
Total in Agreement	229 95.4%	122 95.3%	107 95.5%	61 92.4%	46 93.9%	34 100.0%	30 90.9%	26 100.0%	32 100.0%
Total - Disagreement	11 4.6%	6 4.7%	5 4.5%	5 7.6%	3 6.1%	- -	3 9.1%	- -	- -

**STANDARD G4h - Students Total in Agreement by Gender and Grade**

**STUDENTS - 31. Members of the school's (non-teaching) support staff are friendly and helpful.**

	Base	Gender:		Grade/Year Group:					
		Male	Female	5th	6th	7th	8th	9th	10th
Total in Agreement	243 94.6%	131 94.2%	112 94.9%	61 92.4%	50 94.3%	38 100.0%	34 91.9%	28 93.3%	32 97.0%
Total - Disagreement	14 5.4%	8 5.8%	6 5.1%	5 7.6%	3 5.7%	- -	3 8.1%	2 6.7%	1 3.0%

NEASC-CIE/CIS SELF STUDY SURVEY RESULTS - TOTAL IN AGREEMENT - STANDARD G  
AMERICAN UNITED SCHOOL OF KUWAIT

---

**STANDARD G4a - Faculty/Staff Total in Agreement by Position**

**STAFF - 74. The cafeteria/dining hall is a welcoming place.**

	Base	STAFF - Position:	
		Academic Staff (heads of subjects or divisions, teachers, librarians, guidance staff, teacher assistants)	Support Staff
Total in Agreement	129 100.0%	101 100.0%	28 100.0%

**STANDARD G4c - Faculty/Staff Total in Agreement by Position**

**STAFF - 77. School trips are well planned and well supervised.**

	Base	STAFF - Position:	
		Academic Staff (heads of subjects or divisions, teachers, librarians, guidance staff, teacher assistants)	Support Staff
Total in Agreement	93 93.9%	72 92.3%	21 100.0%
Total - Disagreement	6 6.1%	6 7.7%	- -

NEASC-CIE/CIS SELF STUDY SURVEY RESULTS - TOTAL IN AGREEMENT - STANDARD G  
AMERICAN UNITED SCHOOL OF KUWAIT

---

**STANDARD G4d - Faculty/Staff Total in Agreement by Position**

**STAFF - 75. Toilet and hand washing facilities are adequate.**

	Base	STAFF - Position:	
		Academic Staff (heads of subjects or divisions, teachers, librarians, guidance staff, teacher assistants)	Support Staff
Total in Agreement	130 99.2%	101 99.0%	29 100.0%
Total - Disagreement	1 0.8%	1 1.0%	- -

**STANDARD G4h - Faculty/Staff Total in Agreement by Position**

**STAFF - 79. I find the school support staff helpful and efficient.**

	Base	STAFF - Position:	
		Academic Staff (heads of subjects or divisions, teachers, librarians, guidance staff, teacher assistants)	Support Staff
Total in Agreement	126 98.4%	98 98.0%	28 100.0%
Total - Disagreement	2 1.6%	2 2.0%	- -

NEASC-CIE/CIS SELF STUDY SURVEY RESULTS - TOTAL IN AGREEMENT - STANDARD G  
AMERICAN UNITED SCHOOL OF KUWAIT

---

**STANDARD G1a - Parents Total in Agreement by Language**

**PARENTS - 23. I believe the school is financially secure and that the school operates in a financially responsible manner.**

	Language			
	Total	English	Arabic	Other
Total in Agreement	364 97.1%	263 96.7%	90 97.8%	11 100.0%
Total - Disagreement	11 2.9%	9 3.3%	2 2.2%	- -

**STANDARD G1b - Parents Total in Agreement by Language**

**PARENTS - 24. The school reports fee changes in a timely manner, allowing me to make decisions about my child's continued enrollment.**

	Language			
	Total	English	Arabic	Other
Total in Agreement	292 93.6%	209 93.3%	74 93.7%	9 100.0%
Total - Disagreement	20 6.4%	15 6.7%	5 6.3%	- -

NEASC-CIE/CIS SELF STUDY SURVEY RESULTS - TOTAL IN AGREEMENT - STANDARD G  
AMERICAN UNITED SCHOOL OF KUWAIT

---

**STANDARD G2a - Parents Total in Agreement by Language**

**PARENTS - 39. The teaching spaces at my child's school are satisfactory.**

	Language			
	Total	English	Arabic	Other
Total in Agreement	426 99.3%	308 99.0%	105 100.0%	13 100.0%
Total - Disagreement	3 0.7%	3 1.0%	- -	- -

**STANDARD G2b - Parents Total in Agreement by Language**

**PARENTS - 40. The school building(s) provide(s) an appropriate atmosphere for learning.**

	Language			
	Total	English	Arabic	Other
Total in Agreement	426 99.1%	308 98.7%	105 100.0%	13 100.0%
Total - Disagreement	4 0.9%	4 1.3%	- -	- -

NEASC-CIE/CIS SELF STUDY SURVEY RESULTS - TOTAL IN AGREEMENT - STANDARD G  
AMERICAN UNITED SCHOOL OF KUWAIT

---

**STANDARD G3a - Parents Total in Agreement by Language**

**PARENTS - 32. I trust the school's emergency procedures, such as for evacuation and I trust that my child is safe on campus.**

	Language			
	Total	English	Arabic	Other
Total in Agreement	410 99.0%	295 98.7%	102 100.0%	13 100.0%
Total - Disagreement	4 1.0%	4 1.3%	- -	- -

**STANDARD G3b - Parents Total in Agreement by Language**

**PARENTS - 36. The school campus is clean and attractive.**

	Language			
	Total	English	Arabic	Other
Total in Agreement	423 99.3%	308 99.0%	102 100.0%	13 100.0%
Total - Disagreement	3 0.7%	3 1.0%	- -	- -

NEASC-CIE/CIS SELF STUDY SURVEY RESULTS - TOTAL IN AGREEMENT - STANDARD G  
AMERICAN UNITED SCHOOL OF KUWAIT

---

**STANDARD G4a - Parents Total in Agreement by Language**

**PARENTS - 34. I am satisfied with the nutritional level and appeal of the food provided at school.**

	Language			
	Total	English	Arabic	Other
Total in Agreement	363 88.8%	269 90.0%	84 85.7%	10 83.3%
Total - Disagreement	46 11.2%	30 10.0%	14 14.3%	2 16.7%

**STANDARD G4b - Parents Total in Agreement by Language**

**PARENTS - 35. I trust that my child is safe on school trips.**

	Language			
	Total	English	Arabic	Other
Total in Agreement	399 98.8%	292 98.6%	96 99.0%	11 100.0%
Total - Disagreement	5 1.2%	4 1.4%	1 1.0%	- -

**STANDARD G4c - Parents Total in Agreement by Language**

**PARENTS - 37. School support staff members (non-teaching) are friendly and helpful.**

	Language			
	Total	English	Arabic	Other
Total in Agreement	420 98.4%	304 98.1%	103 99.0%	13 100.0%
Total - Disagreement	7 1.6%	6 1.9%	1 1.0%	- -



NEASC-CIE/CIS SELF STUDY SURVEY RESULTS - FREQUENCY DISTRIBUTION - STANDARD A  
AMERICAN UNITED SCHOOL OF KUWAIT

**FREQUENCY DISTRIBUTION**

**SECTION A: SCHOOL GUIDING STATEMENTS**

**STANDARD A1 - The school shall be guided by clear and broadly accepted Guiding Statements of vision, mission, and educational objectives (or the equivalent using the school's chosen nomenclature and format) for students.**

**Frequency Distribution**

	Total	Strongly Agree	Agree	Disagree	Strongly Disagree	Don't Know/Does Not Apply
STUDENTS - 1. I am familiar with my school's mission or philosophy statement.	263	78 29.7%	129 49.0%	15 5.7%	4 1.5%	37 14.1%
STAFF - 1. The school's Philosophy and Objectives or Mission Statement is appropriate to this school.	132	71 53.8%	56 42.4%	4 3.0%	- -	1 0.8%
STAFF - 3. The school's Philosophy and Objectives or Mission Statement is regularly reviewed and revised, as necessary.	132	55 41.7%	61 46.2%	10 7.6%	1 0.8%	5 3.8%
PARENTS - 1. I know and understand the mission or philosophy of my child's school.	430	193 44.9%	222 51.6%	7 1.6%	7 1.6%	1 0.2%
BOARD - 1. The Philosophy and Objectives or Mission Statement of the school is clear, effective, and appropriate for the school.	8	5 62.5%	3 37.5%	- -	- -	- -
BOARD - 2. I had an opportunity to provide input into the school's Philosophy and Objectives or Mission Statement.	8	1 12.5%	5 62.5%	1 12.5%	- -	1 12.5%
BOARD - 3. I am aware of the review process for the school's Philosophy and Objectives or Mission Statement.	8	4 50.0%	3 37.5%	1 12.5%	- -	- -
BOARD - 4. The school's Philosophy and Objectives or Mission Statement is used by the Board in making decisions about school programs and practices.	8	5 62.5%	3 37.5%	- -	- -	- -
BOARD - 5. As an individual board member, I regularly refer to the school's Philosophy and Objectives or Mission Statement in my decision making.	8	4 50.0%	2 25.0%	1 12.5%	- -	1 12.5%

NEASC-CIE/CIS SELF STUDY SURVEY RESULTS - FREQUENCY DISTRIBUTION - STANDARD A  
AMERICAN UNITED SCHOOL OF KUWAIT

---

**STANDARD A2 - The school's Guiding Statements shall clearly demonstrate a commitment to internationalism/interculturalism in education, and this shall be reflected throughout the life of the institution.**

**Frequency Distribution**

	Total	Strongly Agree	Agree	Disagree	Strongly Disagree	Don't Know/Does Not Apply
STAFF - 5. Students at all levels are experiencing internationalism and interculturalism through the formal curriculum and activities offered at the school.	132	45 34.1%	64 48.5%	9 6.8%	3 2.3%	11 8.3%
PARENTS - 3. Students at all levels are experiencing internationalism and interculturalism through the formal curriculum and activities offered at the school.	430	201 46.7%	189 44.0%	11 2.6%	7 1.6%	22 5.1%

**STANDARD A3 - The school's Vision for Students (or similar) shall demonstrate a clear commitment to fostering desirable traits related to internationalism/interculturalism, and this shall impact upon all students.**

**Frequency Distribution**

	Total	Strongly Agree	Agree	Don't Know/- Does Not Ap...
BOARD - 48. The governing body promotes intercultural experiences as part of the formal curriculum and school activities.	8	4 50.0%	2 25.0%	2 25.0%

NEASC-CIE/CIS SELF STUDY SURVEY RESULTS - FREQUENCY DISTRIBUTION - STANDARD A  
AMERICAN UNITED SCHOOL OF KUWAIT

---

**STANDARD A4 - The school's admissions policies and practices shall ensure there is alignment between its Guiding Statements, its programs, and the students admitted to and remaining at the school.**

**Frequency Distribution**

	Total	Strongly Agree	Agree	Disagree	Strongly Disagree	Don't Know/Does Not Apply
STUDENTS - 2. I know where to find a description of my courses of studies if I wish to refer to it.	263	64 24.3%	98 37.3%	18 6.8%	4 1.5%	79 30.0%
STAFF - 2. Upon admission, and beyond, the school ensures that there is a reasonable match between the student's needs and the program offered.	132	53 40.2%	63 47.7%	7 5.3%	2 1.5%	7 5.3%
PARENTS - 2. I was provided with adequate and accurate information regarding the school prior to sending my child there.	430	198 46.0%	198 46.0%	26 6.0%	6 1.4%	2 0.5%
BOARD - 27. All statements and representations in marketing materials relating to programs, services and resources are clear, factually accurate and current.	8	2 25.0%	4 50.0%	- -	- -	2 25.0%

NEASC-CIE/CIS SELF STUDY SURVEY RESULTS - FREQUENCY DISTRIBUTION - STANDARD B  
AMERICAN UNITED SCHOOL OF KUWAIT

---

**SECTION B: TEACHING AND LEARNING**

**STANDARD B1 - The curriculum, in its content, design, implementation, assessment and review, shall reflect the school's mission, learning objectives, and policies and shall foster global citizenship and student achievement.**

**Frequency Distribution**

	Total	Strongly Agree	Agree	Disagree	Strongly Disagree	Don't Know/Does Not Apply
STAFF - 6. Curriculum design and delivery are consistent with the school's philosophy or mission and with school policies and practices.	132	45 34.1%	53 40.2%	11 8.3%	- -	23 17.4%
PARENTS - 4. The school's curriculum and programs reflect what the mission or philosophy says the school is trying to do.	430	183 42.6%	207 48.1%	10 2.3%	6 1.4%	24 5.6%
BOARD - 6. I have a general awareness of the scope and breadth of the school's curriculum.	8	- -	5 62.5%	2 25.0%	- -	1 12.5%

NEASC-CIE/CIS SELF STUDY SURVEY RESULTS - FREQUENCY DISTRIBUTION - STANDARD B  
AMERICAN UNITED SCHOOL OF KUWAIT

**STANDARD B2 - Students shall have access to a curriculum that provides challenge but also supports varied developmental, academic, social, physical and emotional needs and fosters the development of skills and abilities that prepare students for lifelong learning.**

**Frequency Distribution**

	Total	Strongly Agree	Agree	Disagree	Strongly Disagree	Don't Know/Does Not Apply
STUDENTS - 8. I learn to gather, organize, present and apply ideas and information.	263	95 36.1%	141 53.6%	15 5.7%	2 0.8%	10 3.8%
STUDENTS - 10. Teachers use information technology to assist students in learning or understanding new topics.	263	122 46.4%	124 47.1%	11 4.2%	2 0.8%	4 1.5%
STUDENTS - 14. I have opportunities to assess my own learning.	263	70 26.6%	131 49.8%	32 12.2%	10 3.8%	20 7.6%
STAFF - 17. I encourage the development of critical thinking and problem solving skills in my students.	132	63 47.7%	40 30.3%	- -	- -	29 22.0%
STAFF - 18. The learning program emphasizes for students the processes of gathering, organizing, presenting and applying ideas and information.	132	52 39.4%	58 43.9%	2 1.5%	- -	20 15.2%
PARENTS - 5. I believe the curriculum meets my child's needs.	430	178 41.4%	195 45.3%	24 5.6%	8 1.9%	25 5.8%
PARENTS - 6. My child seems appropriately challenged.	430	149 34.7%	228 53.0%	30 7.0%	9 2.1%	14 3.3%
PARENTS - 9. I believe my child is developing critical thinking and problem solving skills.	430	179 41.6%	203 47.2%	14 3.3%	7 1.6%	27 6.3%

NEASC-CIE/CIS SELF STUDY SURVEY RESULTS - FREQUENCY DISTRIBUTION - STANDARD B  
AMERICAN UNITED SCHOOL OF KUWAIT

---

**STANDARD B3 - Teaching and learning shall be guided by comprehensive curriculum documentation that reflects horizontal and vertical articulation as a means of providing students with meaningful connections among and between disciplines and continuity within disciplines.**

**Frequency Distribution**

	Total	Strongly Agree	Agree	Disagree	Strongly Disagree	Don't Know/Does Not Apply
STUDENTS - 5. What I learned in my classes last year is helping me this year.	263	99 37.6%	109 41.4%	26 9.9%	11 4.2%	18 6.8%
STAFF - 7. Curriculum materials clearly indicate scope and sequence for each course and grade level and written curriculum materials specify expected learning outcomes in terms of what students should know, understand and be able to do.	132	34 25.8%	58 43.9%	20 15.2%	- -	20 15.2%
STAFF - 8. Written curriculum materials include references to the methodologies that are used and information about teaching materials and resources.	132	35 26.5%	63 47.7%	7 5.3%	1 0.8%	26 19.7%
STAFF - 9. Written curriculum materials indicate assessments to be used to measure student progress and references to links within and across disciplines.	132	39 29.5%	59 44.7%	10 7.6%	1 0.8%	23 17.4%
STAFF - 10. A new teacher would find our curriculum documents useful in preparing to teach an assigned class.	132	30 22.7%	54 40.9%	17 12.9%	4 3.0%	27 20.5%

NEASC-CIE/CIS SELF STUDY SURVEY RESULTS - FREQUENCY DISTRIBUTION - STANDARD B  
AMERICAN UNITED SCHOOL OF KUWAIT

---

**STANDARD B4 - Students shall benefit from a curriculum and related activities that shall be enhanced by the cultural diversity of both the host country and the school community, hence contributing to the development of global citizenship in students.**

**Frequency Distribution**

	Total	Strongly Agree	Agree	Disagree	Strongly Disagree	Don't Know/Does Not Apply
STUDENTS - 6. Aspects of the local language and culture are used to enrich my learning.	263	79 30.0%	116 44.1%	27 10.3%	15 5.7%	26 9.9%
STAFF - 15. I incorporate aspects of the local language and culture into my teaching.	132	36 27.3%	48 36.4%	13 9.8%	2 1.5%	33 25.0%
STAFF - 16. I make use of the cultural diversity of the school community to enrich what I am teaching.	132	48 36.4%	51 38.6%	3 2.3%	- -	30 22.7%
PARENTS - 7. The local language and culture and the cultural diversity of the school community are used to enrich my child's learning.	430	216 50.2%	183 42.6%	12 2.8%	6 1.4%	13 3.0%

**STANDARD B5 - The school shall provide ongoing professional development that improves the design, implementation, and assessment of the curriculum, reflects the needs of the faculty, and benefits student learning.**

**Frequency Distribution**

	Total	Strongly Agree	Agree	Disagree	Strongly Disagree	Don't Know/Does Not Apply
STAFF - 13. I meet regularly with my colleagues in other disciplines and school divisions or grades/year groups to discuss curriculum and to strengthen links across disciplines.	132	48 36.4%	39 29.5%	16 12.1%	1 0.8%	28 21.2%

NEASC-CIE/CIS SELF STUDY SURVEY RESULTS - FREQUENCY DISTRIBUTION - STANDARD B  
AMERICAN UNITED SCHOOL OF KUWAIT

**STANDARD B6 - Teaching practices shall reflect an understanding of the different ways in which students learn, and this is evidenced by student engagement and performance.**

**Frequency Distribution**

	Total	Strongly Agree	Agree	Disagree	Strongly Disagree	Don't Know/Does Not Apply
STUDENTS - 3. My classes challenge me.	263	68 25.9%	145 55.1%	36 13.7%	9 3.4%	5 1.9%
STUDENTS - 4. My classes are generally interesting for a person of my age and ability.	263	76 28.9%	116 44.1%	38 14.4%	18 6.8%	15 5.7%
STUDENTS - 7. The school takes account of my learning style.	263	70 26.6%	117 44.5%	40 15.2%	14 5.3%	22 8.4%
STUDENTS - 9. Most of my teachers use a variety of methods to teach a given subject.	263	114 43.3%	110 41.8%	25 9.5%	5 1.9%	9 3.4%
STUDENTS - 15. If I have trouble learning a lesson one way, teachers try to teach me another way.	263	98 37.3%	102 38.8%	37 14.1%	12 4.6%	14 5.3%
STAFF - 11. The curriculum provides well for all students at this school.	132	32 24.2%	64 48.5%	13 9.8%	2 1.5%	21 15.9%
STAFF - 19. The school provides professional development, which is relevant to my needs, supports school goals, and benefits students.	132	59 44.7%	45 34.1%	9 6.8%	4 3.0%	15 11.4%
STAFF - 20. I use a variety of methods to teach my classes.	132	68 51.5%	34 25.8%	- -	- -	30 22.7%



NEASC-CIE/CIS SELF STUDY SURVEY RESULTS - FREQUENCY DISTRIBUTION - STANDARD B  
AMERICAN UNITED SCHOOL OF KUWAIT

**STANDARD B6 - Teaching practices shall reflect an understanding of the different ways in which students learn, and this is evidenced by student engagement and performance.**

**Frequency Distribution**

	Total	Strongly Agree	Agree	Disagree	Strongly Disagree	Don't Know/Does Not Apply
PARENTS - 8. The school takes account of my child's learning style.	430	196 45.6%	184 42.8%	18 4.2%	8 1.9%	24 5.6%
PARENTS - 10. My child finds school interesting and engaging.	430	245 57.0%	165 38.4%	8 1.9%	8 1.9%	4 0.9%

**STANDARD B7 - The school shall provide appropriate support and resources to implement the curriculum and allow access and full participation by all students.**

**Frequency Distribution**

	Total	Strongly Agree	Agree	Disagree	Strongly Disagree	Don't Know/Does Not Apply
STUDENTS - 32. I know how to use the computers at my school.	263	156 59.3%	89 33.8%	11 4.2%	3 1.1%	4 1.5%
STUDENTS - 33. Generally the computers work well and good software is available.	263	106 40.3%	109 41.4%	28 10.6%	13 4.9%	7 2.7%
STUDENTS - 34. The library staff is helpful to students.	263	144 54.8%	97 36.9%	5 1.9%	2 0.8%	15 5.7%
STUDENTS - 35. I can find what I need in the library easily.	263	93 35.4%	111 42.2%	36 13.7%	10 3.8%	13 4.9%
STUDENTS - 36. I have been taught how to use the library.	263	125 47.5%	99 37.6%	25 9.5%	6 2.3%	8 3.0%

NEASC-CIE/CIS SELF STUDY SURVEY RESULTS - FREQUENCY DISTRIBUTION - STANDARD B  
AMERICAN UNITED SCHOOL OF KUWAIT

**STANDARD B7 - The school shall provide appropriate support and resources to implement the curriculum and allow access and full participation by all students.**

**Frequency Distribution**

	Total	Strongly Agree	Agree	Disagree	Strongly Disagree	Don't Know/Does Not Apply
STAFF - 21. Teacher aide support is available if needed.	132	61 46.2%	44 33.3%	8 6.1%	1 0.8%	18 13.6%
STAFF - 22. Technological resources are appropriate and accessible to teachers and students.	132	73 55.3%	52 39.4%	3 2.3%	1 0.8%	3 2.3%
STAFF - 23. The school provides me with adequate teaching resources.	132	53 40.2%	37 28.0%	11 8.3%	3 2.3%	28 21.2%
STAFF - 86. The school's computers are well maintained and up to date.	132	76 57.6%	41 31.1%	7 5.3%	2 1.5%	6 4.5%
STAFF - 88. The library has adequate resources to support my educational efforts and the collection includes books and periodicals that enhance my professional growth.	132	32 24.2%	49 37.1%	11 8.3%	7 5.3%	33 25.0%
STAFF - 89. Library staff members are helpful and knowledgeable.	132	64 48.5%	53 40.2%	2 1.5%	1 0.8%	12 9.1%
STAFF - 90. I have received orientation in the use of library materials and resources.	132	22 16.7%	41 31.1%	25 18.9%	6 4.5%	38 28.8%
STAFF - 91. I have consulted the school librarian when developing or revising curriculum and the library staff considers my opinion in the selection of materials and equipment.	132	20 15.2%	30 22.7%	18 13.6%	3 2.3%	61 46.2%
STAFF - 92. There is a mechanism for providing feedback and evaluation to the library staff.	132	14 10.6%	22 16.7%	14 10.6%	4 3.0%	78 59.1%

NEASC-CIE/CIS SELF STUDY SURVEY RESULTS - FREQUENCY DISTRIBUTION - STANDARD B  
AMERICAN UNITED SCHOOL OF KUWAIT

**STANDARD B7 - The school shall provide appropriate support and resources to implement the curriculum and allow access and full participation by all students.**

**Frequency Distribution**

	Total	Strongly Agree	Agree	Disagree	Strongly Disagree	Don't Know/Does Not Apply
PARENTS - 11. My child's classes have a student/teacher ratio that is appropriate for the ages of the children and the subject taught.	430	255 59.3%	156 36.3%	6 1.4%	4 0.9%	9 2.1%
PARENTS - 12. My child's classroom has sufficient learning materials.	430	271 63.0%	142 33.0%	7 1.6%	3 0.7%	7 1.6%
PARENTS - 41. School resources and teaching materials appropriately support student learning and welfare.	430	275 64.0%	139 32.3%	3 0.7%	6 1.4%	7 1.6%
PARENTS - 42. The school's computer resources are well used to encourage and facilitate my child's learning.	430	267 62.1%	130 30.2%	2 0.5%	5 1.2%	26 6.0%
PARENTS - 43. My child knows how to effectively use the school's library resources.	430	192 44.7%	162 37.7%	9 2.1%	8 1.9%	59 13.7%
BOARD - 36. The classroom student/teacher ratio is adequate to provide meaningful learning experiences.	8	2 25.0%	6 75.0%	- -	- -	- -

NEASC-CIE/CIS SELF STUDY SURVEY RESULTS - FREQUENCY DISTRIBUTION - STANDARD B  
AMERICAN UNITED SCHOOL OF KUWAIT

**STANDARD B8 - The school shall have formal procedures and defined criteria to effectively and regularly assess the impact of teaching strategies and the level of student performance.**

**Frequency Distribution**

	Total	Strongly Agree	Agree	Disagree	Strongly Disagree	Don't Know/Does Not Apply
STUDENTS - 11. I know what my teachers expect of me in my studies.	263	103 39.2%	123 46.8%	18 6.8%	4 1.5%	15 5.7%
STUDENTS - 12. I feel that my work is marked/assessed fairly.	263	87 33.1%	122 46.4%	34 12.9%	10 3.8%	10 3.8%
STUDENTS - 13. Most of my teachers use a variety of methods to measure my progress.	263	75 28.5%	121 46.0%	32 12.2%	7 2.7%	28 10.6%
STUDENTS - 16. My school report card shows me where and how I need to improve.	263	112 42.6%	98 37.3%	17 6.5%	4 1.5%	32 12.2%
STAFF - 24. I clearly articulate course expectations to my students and their parents.	132	44 33.3%	56 42.4%	3 2.3%	- -	29 22.0%
STAFF - 25. I am aware of how student achievement at this school compares with similar students elsewhere.	132	36 27.3%	45 34.1%	14 10.6%	3 2.3%	34 25.8%
PARENTS - 13. I received written information about the learning objectives and teacher expectations for my child's classwork.	430	214 49.8%	180 41.9%	20 4.7%	9 2.1%	7 1.6%
PARENTS - 14. My child has opportunities to demonstrate what he/she has learned in a variety of ways.	430	173 40.2%	216 50.2%	12 2.8%	5 1.2%	24 5.6%
BOARD - 9. I am made aware of the results of any standardized achievement tests that are given by the school and how student achievement at this school compares with similar students elsewhere.	8	3 37.5%	5 62.5%	- -	- -	- -

NEASC-CIE/CIS SELF STUDY SURVEY RESULTS - FREQUENCY DISTRIBUTION - STANDARD B  
AMERICAN UNITED SCHOOL OF KUWAIT

---

**STANDARD B9 - Curriculum review and revisions shall be completed at periodic intervals, and changes shall reflect the school's mission, current educational practice, and the results of student assessment, with the goal of enhancing student participation and performance.**

**Frequency Distribution**

	Total	Strongly Agree	Agree	Disagree	Strongly Disagree	Don't Know/Does Not Apply
STAFF - 26. I meet periodically with other teachers in my field to review, develop, and revise the curriculum.	132	51 38.6%	45 34.1%	3 2.3%	1 0.8%	32 24.2%
STAFF - 27. I am encouraged to pilot new courses or techniques.	132	35 26.5%	56 42.4%	11 8.3%	1 0.8%	29 22.0%
STAFF - 28. I am up to date on current trends in education.	132	34 25.8%	69 52.3%	5 3.8%	- -	24 18.2%
STAFF - 29. I review the results of student achievement and use that data to improve my teaching and learning and to inform curriculum revision.	132	53 40.2%	41 31.1%	2 1.5%	- -	36 27.3%

NEASC-CIE/CIS SELF STUDY SURVEY RESULTS - FREQUENCY DISTRIBUTION - STANDARD B  
AMERICAN UNITED SCHOOL OF KUWAIT

---

**STANDARD B10 - The school shall have formal processes for recording, analyzing, and reporting evidence of both school-wide achievement and individual student performance to parents and other appropriate members of the school community as a means of measuring success in meeting stated goals.**

**Frequency Distribution**

	Total	Strongly Agree	Agree	Disagree	Strongly Disagree	Don't Know/Does Not Apply
STAFF - 30. I communicate about students' performance with parents/guardians.	132	47 35.6%	50 37.9%	4 3.0%	- -	31 23.5%
STAFF - 31. I am satisfied with my school's assessment and reporting procedures.	132	31 23.5%	57 43.2%	17 12.9%	2 1.5%	25 18.9%
PARENTS - 15. I am satisfied with the frequency and thoroughness of reporting on my child's school progress.	430	207 48.1%	180 41.9%	13 3.0%	11 2.6%	19 4.4%
PARENTS - 16. I feel comfortable talking with teachers about my child's progress.	430	260 60.5%	152 35.3%	5 1.2%	8 1.9%	5 1.2%

NEASC-CIE/CIS SELF STUDY SURVEY RESULTS - FREQUENCY DISTRIBUTION - STANDARD C  
AMERICAN UNITED SCHOOL OF KUWAIT

**SECTION C: GOVERNANCE AND LEADERSHIP**

**STANDARD C1 - The governing body shall be so constituted, with regard to membership and organization, as to provide the school with sound direction, continuity of leadership, and effective support in the current and long term life of the school.**

**Frequency Distribution**

	Total	Strongly Agree	Agree	Disagree	Strongly Disagree	Don't Know/Does Not Apply
STAFF - 4. The Philosophy and Objectives or Mission Statement is considered when important decisions are being made.	132	49 37.1%	62 47.0%	4 3.0%	4 3.0%	13 9.8%
STAFF - 32. The governing body provides the school with sound direction, continuity and effective support.	132	46 34.8%	59 44.7%	11 8.3%	- -	16 12.1%
STAFF - 37. I believe that the school's governing body and management act legally and ethically.	132	54 40.9%	53 40.2%	2 1.5%	3 2.3%	20 15.2%
PARENTS - 17. The governing body provides the school with sound direction, continuity and effective support.	430	184 42.8%	177 41.2%	10 2.3%	9 2.1%	50 11.6%
BOARD - 7. The cultural diversity of the community is reflected in decision making about programs and resources.	8	5 62.5%	3 37.5%	- -	- -	- -
BOARD - 10. The size and composition of the governing body meets this school's needs.	8	4 50.0%	3 37.5%	1 12.5%	- -	- -
BOARD - 12. I receive appropriate training in the understanding and performance of my duty as a member of the governing body.	8	4 50.0%	2 25.0%	2 25.0%	- -	- -

NEASC-CIE/CIS SELF STUDY SURVEY RESULTS - FREQUENCY DISTRIBUTION - STANDARD C  
AMERICAN UNITED SCHOOL OF KUWAIT

---

**SECTION C: GOVERNANCE AND LEADERSHIP**

**STANDARD C1 - The governing body shall be so constituted, with regard to membership and organization, as to provide the school with sound direction, continuity of leadership, and effective support in the current and long term life of the school.**

**Frequency Distribution**

	Total	Strongly Agree	Agree	Disagree	Strongly Disagree	Don't Know/Does Not Apply
BOARD - 14. In the event of sudden change, the governing body can provide continuity for the school.	8	2 25.0%	4 50.0%	1 12.5%	- -	1 12.5%
BOARD - 24. The school management complies with all applicable statutes.	8	3 37.5%	4 50.0%	- -	- -	1 12.5%
BOARD - 29. The governing body has a policy manual, and organizes orientation and training sessions so that all members understand its contents and implications.	8	2 25.0%	3 37.5%	2 25.0%	- -	1 12.5%

**STANDARD C2 - There shall be a co-operative and effective working relationship between the governing body and the head of school so as to establish and sustain high morale, quality relationships, and a positive climate for teaching, learning, and student well-being throughout the school.**

**Frequency Distribution**

	Total	Strongly Agree	Agree	Don't Know/- Does Not Ap...
BOARD - 18. The governing body and the head of the school enjoy a good working relationship.	8	3 37.5%	3 37.5%	2 25.0%



NEASC-CIE/CIS SELF STUDY SURVEY RESULTS - FREQUENCY DISTRIBUTION - STANDARD C  
AMERICAN UNITED SCHOOL OF KUWAIT

**STANDARD C3 - The head of school, while accountable to a higher authority, shall be the responsible leader to ensure that teaching, learning, and student well-being are supported and that the school's mission is achieved.**

**Frequency Distribution**

	Total	Strongly Agree	Agree	Disagree	Strongly Disagree	Don't Know/Does Not Apply
STAFF - 33. The Board and the school head work well together.	132	47 35.6%	48 36.4%	2 1.5%	1 0.8%	34 25.8%
STAFF - 34. The school head is the responsible leader of the school.	132	69 52.3%	56 42.4%	2 1.5%	- -	5 3.8%
STAFF - 38. I feel the governing body would protect me from exploitation or unjust criticism, and direct parents to address their concerns through the Head of School.	132	44 33.3%	57 43.2%	7 5.3%	2 1.5%	22 16.7%
PARENTS - 18. The school head is the responsible leader of the school.	430	220 51.2%	157 36.5%	7 1.6%	9 2.1%	37 8.6%
PARENTS - 19. I am satisfied with the school leadership.	430	213 49.5%	170 39.5%	13 3.0%	11 2.6%	23 5.3%
BOARD - 11. The governing body limits its actions to the determination and funding and policy decisions and the selection, retention and formal appraisal of the school head.	8	4 50.0%	1 12.5%	- -	- -	3 37.5%
BOARD - 16. The governing body considers the school head's recommendations prior to policy decisions.	8	4 50.0%	1 12.5%	- -	1 12.5%	2 25.0%
BOARD - 17. The governing body has developed a clear, written job description for the school head.	8	2 25.0%	1 12.5%	2 25.0%	- -	3 37.5%
BOARD - 19. The school head provides leadership for the total school program.	8	5 62.5%	3 37.5%	- -	- -	- -

NEASC-CIE/CIS SELF STUDY SURVEY RESULTS - FREQUENCY DISTRIBUTION - STANDARD C  
AMERICAN UNITED SCHOOL OF KUWAIT

**STANDARD C3 - The head of school, while accountable to a higher authority, shall be the responsible leader to ensure that teaching, learning, and student well-being are supported and that the school's mission is achieved.**

**Frequency Distribution**

	Total	Strongly Agree	Agree	Disagree	Strongly Disagree	Don't Know/Does Not Apply
BOARD - 21. The school head has total responsibility for the recruitment, selection, assignment, orientation, deployment, and appraisal of all the school staff.	8	4 50.0%	- -	1 12.5%	- -	3 37.5%
BOARD - 28. The governing body pursues all issues about school staff members only through the school head.	8	2 25.0%	4 50.0%	- -	- -	2 25.0%

**STANDARD C4 - The governing body shall have clearly formulated written policies and practices which are applied to bring consistency and clarity to school operations.**

**Frequency Distribution**

	Total	Strongly Agree	Agree	Disagree	Strongly Disagree	Don't Know/Does Not Apply
STAFF - 39. I receive communications about the decisions and deliberations of the school's governing body that impact the faculty and staff.	132	38 28.8%	59 44.7%	13 9.8%	3 2.3%	19 14.4%
STAFF - 40. School policies are understood by faculty and are applied consistently and fairly.	132	47 35.6%	46 34.8%	22 16.7%	3 2.3%	14 10.6%
BOARD - 15. The responsibilities of the governing body are clearly written.	8	4 50.0%	3 37.5%	- -	- -	1 12.5%

NEASC-CIE/CIS SELF STUDY SURVEY RESULTS - FREQUENCY DISTRIBUTION - STANDARD C  
AMERICAN UNITED SCHOOL OF KUWAIT

**STANDARD C4 - The governing body shall have clearly formulated written policies and practices which are applied to bring consistency and clarity to school operations.**

**Frequency Distribution**

	Total	Strongly Agree	Agree	Disagree	Strongly Disagree	Don't Know/Does Not Apply
BOARD - 25. The governing body respects all local codes, fulfills its contracts, and settles its debts promptly.	8	2 25.0%	5 62.5%	- -	- -	1 12.5%
BOARD - 41. School policies include procedures on recruitment, appointment, promotion, and retirement of employees.	8	2 25.0%	2 25.0%	- -	- -	4 50.0%
BOARD - 26. The governing body has an appropriate policy to address conflicts of interest.	8	1 12.5%	3 37.5%	- -	- -	4 50.0%
BOARD - 23. Board decisions are communicated and explained to the appropriate constituencies.	8	3 37.5%	4 50.0%	- -	- -	1 12.5%
BOARD - 40. School policies include a statement on board/staff relationships.	8	2 25.0%	2 25.0%	1 12.5%	- -	3 37.5%
BOARD - 46. The school leadership promotes an atmosphere of collaboration and mutual respect.	8	4 50.0%	3 37.5%	- -	- -	1 12.5%
BOARD - 13. There is a clear evaluation system to regularly appraise the performance of the governing body against its duties and predetermined goals.	8	1 12.5%	1 12.5%	3 37.5%	- -	3 37.5%
BOARD - 20. The governing body utilizes a clearly defined appraisal system for the school head, conducted with his/her full knowledge, communicated verbally and in writing, and with provision for discussion and/or appeal.	8	2 25.0%	1 12.5%	1 12.5%	1 12.5%	3 37.5%

**NEASC-CIE/CIS SELF STUDY SURVEY RESULTS - FREQUENCY DISTRIBUTION - STANDARD C**  
**AMERICAN UNITED SCHOOL OF KUWAIT**

**STANDARD C5 - The school shall have educational and financial plans for the near and long term that ensure school viability, are supportive of the mission and are explained to the school community.**

**Frequency Distribution**

	Total	Strongly Agree	Agree	Disagree	Strongly Disagree	Don't Know/Does Not Apply
STAFF - 36.1 I am aware of the school's educational plans, and these guide my work.	132	42 31.8%	60 45.5%	7 5.3%	1 0.8%	22 16.7%
STAFF - 36.2 I am aware of and understand the school's financial plans.	132	18 13.6%	26 19.7%	25 18.9%	7 5.3%	56 42.4%
STAFF - 41. I believe the school is financially stable.	132	66 50.0%	44 33.3%	2 1.5%	- -	20 15.2%
STAFF - 42. The school's financial resources are appropriately allocated.	132	37 28.0%	38 28.8%	7 5.3%	1 0.8%	49 37.1%
PARENTS - 20.1. The school's educational plans are communicated to parents.	430	220 51.2%	172 40.0%	16 3.7%	7 1.6%	15 3.5%
PARENTS - 20.2. The school's financial plans are communicated to parents.	430	123 28.6%	163 37.9%	57 13.3%	24 5.6%	63 14.7%
PARENTS - 21. I receive updates about the discussions and decisions of the school's governing body that directly impact me and my child.	430	161 37.4%	178 41.4%	36 8.4%	12 2.8%	43 10.0%
BOARD - 22.1 The school has educational plans for the short-, medium- and long term that are reviewed regularly and have the financial implications clearly stated.	8	2 25.0%	2 25.0%	2 25.0%	- -	2 25.0%
BOARD - 22.2 The school has financial plans for the short-, medium- and long term that are reviewed regularly.	8	2 25.0%	- -	- -	- -	6 75.0%
BOARD - 47. The school's programs are appropriately funded.	8	2 25.0%	2 25.0%	1 12.5%	- -	3 37.5%

NEASC-CIE/CIS SELF STUDY SURVEY RESULTS - FREQUENCY DISTRIBUTION - STANDARD D  
AMERICAN UNITED SCHOOL OF KUWAIT

**SECTION D: FACULTY AND SUPPORT STAFF**

**STANDARD D1 - The school shall have faculty and support staff that are sufficient in numbers and with the qualifications, competencies and character necessary to carry out the school's programs, services, and activities, to support fulfilment of the mission and objectives, and to ensure student well being.**

**Frequency Distribution**

	Total	Strongly Agree	Agree	Disagree	Strongly Disagree	Don't Know/Does Not Apply
STAFF - 43. The classroom student/teacher ratio is adequate to provide meaningful learning experiences for students.	132	65 49.2%	55 41.7%	3 2.3%	1 0.8%	8 6.1%
STAFF - 46. My job description at this school is a good match for my qualifications and skills.	132	56 42.4%	68 51.5%	2 1.5%	3 2.3%	3 2.3%
STAFF - 47. I feel I provide individual help to students as needed.	132	66 50.0%	47 35.6%	- -	1 0.8%	18 13.6%
STAFF - 56. I have been adequately oriented to the local culture and community by the school.	132	57 43.2%	68 51.5%	2 1.5%	1 0.8%	4 3.0%
PARENTS - 25. I am satisfied with the qualifications of the teachers in the school.	430	201 46.7%	200 46.5%	10 2.3%	5 1.2%	14 3.3%
PARENTS - 26. I believe that this school is a good match for my child's needs and strengths.	430	232 54.0%	172 40.0%	8 1.9%	7 1.6%	11 2.6%
BOARD - 38. School polices include provision for adequate staff development/ongoing training.	8	4 50.0%	3 37.5%	- -	- -	1 12.5%

NEASC-CIE/CIS SELF STUDY SURVEY RESULTS - FREQUENCY DISTRIBUTION - STANDARD D  
AMERICAN UNITED SCHOOL OF KUWAIT

---

**STANDARD D2 - Faculty and support staff shall embrace the school’s Guiding Statements and act professionally and ethically in carrying out their duties and responsibilities, inspiring excellence and students’ best efforts.**

**Frequency Distribution**

	Total	Strongly Agree	Agree	Disagree	Strongly Disagree	Don't Know/Does Not Apply
STUDENTS - 18. I believe that my teachers are knowledgeable about their subjects.	263	132 50.2%	106 40.3%	14 5.3%	5 1.9%	6 2.3%
STUDENTS - 19. I believe that most of my teachers have good teaching skills.	263	122 46.4%	119 45.2%	13 4.9%	5 1.9%	4 1.5%
STUDENTS - 38. Teachers at my school respect students.	263	122 46.4%	107 40.7%	16 6.1%	8 3.0%	10 3.8%
STAFF - 94. I enjoy working with my colleagues.	132	84 63.6%	40 30.3%	6 4.5%	- -	2 1.5%
STAFF - 95. There is effective communication and respect among school personnel.	132	58 43.9%	57 43.2%	10 7.6%	3 2.3%	4 3.0%
STAFF - 96. The school promotes positive teacher-student relationships.	132	76 57.6%	49 37.1%	1 0.8%	- -	6 4.5%
STAFF - 97. Teachers respect students.	132	82 62.1%	44 33.3%	1 0.8%	- -	5 3.8%

NEASC-CIE/CIS SELF STUDY SURVEY RESULTS - FREQUENCY DISTRIBUTION - STANDARD D  
AMERICAN UNITED SCHOOL OF KUWAIT

---

**STANDARD D3 - All personnel shall be employed under a written contract or employment agreement which states the principal terms of agreement between the employee and the school, and which provides for salaries and other benefits that are appropriate to the position and to the school's location.**

**Frequency Distribution**

	Total	Strongly Agree	Agree	Disagree	Strongly Disagree	Don't Know/Does Not Apply
STAFF - 49. I am satisfied with the clarity and fairness of my contract with the school.	132	47 35.6%	66 50.0%	12 9.1%	4 3.0%	3 2.3%
STAFF - 50. The salary scale is appropriate for the region.	132	40 30.3%	64 48.5%	14 10.6%	1 0.8%	13 9.8%
STAFF - 72. I have filed appropriate medical health forms with the school.	132	57 43.2%	53 40.2%	6 4.5%	1 0.8%	15 11.4%

**STANDARD D4 - Written personnel policies and guidelines shall establish expectations for the performance of faculty and support staff which shall be consistently and effectively applied.**

**Frequency Distribution**

	Total	Strongly Agree	Agree	Disagree	Don't Know/Does Not Apply
STAFF - 48. I think that the school's staff handbook is comprehensive and useful.	132	54 40.9%	66 50.0%	4 3.0%	8 6.1%
BOARD - 37. School policies include a statement on non-discrimination.	8	4 50.0%	2 25.0%	-	2 25.0%

NEASC-CIE/CIS SELF STUDY SURVEY RESULTS - FREQUENCY DISTRIBUTION - STANDARD D  
AMERICAN UNITED SCHOOL OF KUWAIT

**STANDARD D5 - There shall be a clearly defined and implemented appraisal system for faculty and support staff based on pre-determined, explicit criteria and supported by a program of professional development and/or training which is linked to appraisal outcomes and other school priorities for student learning.**

**Frequency Distribution**

	Total	Strongly Agree	Agree	Disagree	Strongly Disagree	Don't Know/Does Not Apply
STAFF - 44. I regularly receive helpful feedback and supervision of my teaching through the appraisal process.	132	29 22.0%	53 40.2%	13 9.8%	1 0.8%	36 27.3%
STAFF - 51. Appraisals of my performance are conducted fairly and in writing.	132	42 31.8%	66 50.0%	8 6.1%	1 0.8%	15 11.4%
STAFF - 52. I have the opportunity to discuss and appeal aspects of my appraisal.	132	38 28.8%	67 50.8%	6 4.5%	- -	21 15.9%
STAFF - 53. I regularly reflect upon and evaluate my own teaching/work.	132	64 48.5%	60 45.5%	1 0.8%	- -	7 5.3%
STAFF - 54. I am involved in the planning of professional development opportunities and I am satisfied with the opportunities I have to take advantage of them.	132	32 24.2%	49 37.1%	20 15.2%	2 1.5%	29 22.0%
BOARD - 8. I am satisfied with the ongoing professional development provided to teachers at this school.	8	3 37.5%	4 50.0%	- -	- -	1 12.5%
BOARD - 39. School policies include provision for the evaluation and accountability of staff.	8	2 25.0%	2 25.0%	- -	- -	4 50.0%



NEASC-CIE/CIS SELF STUDY SURVEY RESULTS - FREQUENCY DISTRIBUTION - STANDARD E  
AMERICAN UNITED SCHOOL OF KUWAIT

---

**SECTION E: ACCESS TO TEACHING AND LEARNING**

**STANDARD E1 - There shall be effective procedures for identifying the learning needs of students, both at admission and while enrolled, to ensure that students in the school can benefit from the school's programs.**

**Frequency Distribution**

	Total	Strongly Agree	Agree	Disagree	Strongly Disagree	Don't Know/Does Not Apply
STAFF - 57. The unique abilities/disabilities of students are well identified prior to entry into the school.	132	24 18.2%	47 35.6%	18 13.6%	10 7.6%	33 25.0%
STAFF - 58. The unique abilities/disabilities of students are well identified as they arise during the students' time at the school.	132	31 23.5%	60 45.5%	10 7.6%	- -	31 23.5%
STAFF - 61. There are opportunities for high ability students to extend and enrich their learning in my class or elsewhere in the school.	132	36 27.3%	62 47.0%	5 3.8%	1 0.8%	28 21.2%
PARENTS - 27. If my child is having academic difficulties, appropriate help is available.	430	168 39.1%	184 42.8%	16 3.7%	10 2.3%	52 12.1%

NEASC-CIE/CIS SELF STUDY SURVEY RESULTS - FREQUENCY DISTRIBUTION - STANDARD E  
AMERICAN UNITED SCHOOL OF KUWAIT

---

**STANDARD E2 - Children with learning differences or specific needs who are admitted into the school shall be given support to access and enhance participation in the learning environment through appropriate and effective programs that are delivered by suitably qualified personnel.**

**Frequency Distribution**

	Total	Strongly Agree	Agree	Disagree	Strongly Disagree	Don't Know/Does Not Apply
STAFF - 59. The school provides adequate support for students with special needs.	132	22 16.7%	35 26.5%	19 14.4%	10 7.6%	46 34.8%
STAFF - 60. The number of special needs personnel is appropriate to the number of identified special education students.	132	13 9.8%	23 17.4%	17 12.9%	10 7.6%	69 52.3%
STAFF - 62. I know where to refer exceptional students to accommodate their talents and interest.	132	31 23.5%	45 34.1%	16 12.1%	1 0.8%	39 29.5%
BOARD - 42. School policies allow for a comprehensive program of support for students requiring help with English or other languages of instruction.	8	4 50.0%	4 50.0%	- -	- -	- -

NEASC-CIE/CIS SELF STUDY SURVEY RESULTS - FREQUENCY DISTRIBUTION - STANDARD E  
AMERICAN UNITED SCHOOL OF KUWAIT

---

**STANDARD E3 - Effective language support programs shall assist learners to access the school’s formal curriculum and other activities.**

**Frequency Distribution**

	Total	Strongly Agree	Agree	Disagree	Strongly Disagree	Don't Know/Does Not Apply
STUDENTS - 21. The school provides me with support if I need help with my English or with another language of instruction.	263	112 42.6%	113 43.0%	16 6.1%	5 1.9%	17 6.5%
STAFF - 63. The school has helped me to learn strategies to accommodate students who need English (or other) language support.	132	33 25.0%	51 38.6%	18 13.6%	1 0.8%	29 22.0%
STAFF - 64. The school provides adequate resources and support for students who speak English as a Second Language.	132	44 33.3%	56 42.4%	10 7.6%	1 0.8%	21 15.9%
PARENTS - 28. Teachers are available to help my child with his/her English or another language of instruction.	430	201 46.7%	183 42.6%	12 2.8%	6 1.4%	28 6.5%

NEASC-CIE/CIS SELF STUDY SURVEY RESULTS - FREQUENCY DISTRIBUTION - STANDARD E  
AMERICAN UNITED SCHOOL OF KUWAIT

---

**STANDARD E4 - The school shall ensure that students have access to advice and counsel on academic, personal, career and tertiary education matters to effectively support their current and future development and achievement.**

**Frequency Distribution**

	Total	Strongly Agree	Agree	Disagree	Strongly Disagree	Don't Know/Does Not Apply
STUDENTS - 20. I know where to go for support for my learning when I need it.	263	97 36.9%	118 44.9%	27 10.3%	2 0.8%	19 7.2%
STUDENTS - 22. General advice, guidance, and counseling are available to me at school.	263	111 42.2%	116 44.1%	20 7.6%	4 1.5%	12 4.6%
STUDENTS - 23. I feel comfortable talking with guidance counselors.	263	85 32.3%	108 41.1%	33 12.5%	11 4.2%	26 9.9%
STAFF - 65. Guidance counseling is available to students for a variety of student needs.	132	59 44.7%	58 43.9%	4 3.0%	- -	11 8.3%
STAFF - 66. Guidance counselors respect student confidentiality.	132	61 46.2%	53 40.2%	1 0.8%	- -	17 12.9%
PARENTS - 29. I am satisfied with the effectiveness of the school's guidance and counseling processes.	430	198 46.0%	169 39.3%	15 3.5%	14 3.3%	34 7.9%

NEASC-CIE/CIS SELF STUDY SURVEY RESULTS - FREQUENCY DISTRIBUTION - STANDARD E  
AMERICAN UNITED SCHOOL OF KUWAIT

---

**STANDARD E5 - The school shall provide appropriate health care and promote the practices of healthy living to serve student well-being and enhance access to learning opportunities.**

**Frequency Distribution**

	Total	Strongly Agree	Agree	Disagree	Strongly Disagree	Don't Know/Does Not Apply
STUDENTS - 25. I believe that I would get adequate assistance from the staff member assigned to look after ill or injured students.	263	105 39.9%	115 43.7%	10 3.8%	5 1.9%	28 10.6%
PARENTS - 33. I am comfortable with the school's attention to health matters.	430	246 57.2%	168 39.1%	2 0.5%	3 0.7%	11 2.6%

NEASC-CIE/CIS SELF STUDY SURVEY RESULTS - FREQUENCY DISTRIBUTION - STANDARD F  
AMERICAN UNITED SCHOOL OF KUWAIT

**SECTION F: SCHOOL CULTURE AND PARTNERSHIPS FOR LEARNING**

**STANDARD F1 - A school climate characterized by fairness, trust, and mutual respect shall support student learning and well-being.**

**Frequency Distribution**

	Total	Strongly Agree	Agree	Disagree	Strongly Disagree	Don't Know/Does Not Apply
STUDENTS - 17. I believe that the school treats my family and me fairly.	263	106 40.3%	112 42.6%	24 9.1%	12 4.6%	9 3.4%
STUDENTS - 37. My school is a welcoming and friendly place.	263	151 57.4%	94 35.7%	7 2.7%	6 2.3%	5 1.9%
STUDENTS - 39. Students at my school respect teachers.	263	75 28.5%	129 49.0%	37 14.1%	9 3.4%	13 4.9%
STUDENTS - 40. Students at my school respect one another.	263	66 25.1%	132 50.2%	34 12.9%	20 7.6%	11 4.2%
STUDENTS - 41. I understand the school's expectations for my behavior.	263	160 60.8%	89 33.8%	6 2.3%	3 1.1%	5 1.9%
STUDENTS - 45. The school encourages me to share my ethnic/cultural heritage.	263	75 28.5%	119 45.2%	32 12.2%	13 4.9%	24 9.1%
STAFF - 73. I am appropriately informed if any of my students have health conditions that might affect their performance in my classes.	132	51 38.6%	51 38.6%	6 4.5%	- -	24 18.2%
STAFF - 98. Students respect teachers.	132	64 48.5%	59 44.7%	3 2.3%	- -	6 4.5%
STAFF - 99. Students respect one another.	132	55 41.7%	66 50.0%	4 3.0%	- -	7 5.3%
STAFF - 104. The school promotes positive multi-cultural interaction among students and faculty.	132	65 49.2%	56 42.4%	3 2.3%	- -	8 6.1%

NEASC-CIE/CIS SELF STUDY SURVEY RESULTS - FREQUENCY DISTRIBUTION - STANDARD F  
AMERICAN UNITED SCHOOL OF KUWAIT

---

**SECTION F: SCHOOL CULTURE AND PARTNERSHIPS FOR LEARNING**

**STANDARD F1 - A school climate characterized by fairness, trust, and mutual respect shall support student learning and well-being.**

**Frequency Distribution**

	Total	Strongly Agree	Agree	Disagree	Strongly Disagree	Don't Know/Does Not Apply
PARENTS - 22. School policies and rules are known by parents and students and applied fairly.	430	195 45.3%	197 45.8%	15 3.5%	9 2.1%	14 3.3%
PARENTS - 44. My child's school is a welcoming and friendly place.	430	302 70.2%	118 27.4%	3 0.7%	7 1.6%	- -
PARENTS - 45. I am aware of the consequences to my child of inappropriate behavior.	430	223 51.9%	164 38.1%	11 2.6%	8 1.9%	24 5.6%
PARENTS - 51. The school fosters respect for diversity.	430	251 58.4%	154 35.8%	10 2.3%	6 1.4%	9 2.1%

NEASC-CIE/CIS SELF STUDY SURVEY RESULTS - FREQUENCY DISTRIBUTION - STANDARD F  
AMERICAN UNITED SCHOOL OF KUWAIT

---

**STANDARD F2 - Effective communication processes shall foster a productive home-school partnership and a positive learning community.**

**Frequency Distribution**

	Total	Strongly Agree	Agree	Disagree	Strongly Disagree	Don't Know/Does Not Apply
STUDENTS - 42. I receive timely and up to date information about school activities and events.	263	99 37.6%	128 48.7%	21 8.0%	9 3.4%	6 2.3%
STUDENTS - 43. I have opportunities to express my opinions about how the school operates.	263	56 21.3%	119 45.2%	44 16.7%	25 9.5%	19 7.2%
STAFF - 45. There are mechanisms for communicating my needs to the school management.	132	42 31.8%	73 55.3%	8 6.1%	1 0.8%	8 6.1%
STAFF - 67. The school encourages parental involvement.	132	70 53.0%	52 39.4%	1 0.8%	- -	9 6.8%
STAFF - 68. I seek out parents' opinions about their children's strengths, needs, and interests.	132	41 31.1%	53 40.2%	6 4.5%	- -	32 24.2%
STAFF - 100. Effective means for communication with students and parents are in place.	132	71 53.8%	52 39.4%	3 2.3%	- -	6 4.5%
STAFF - 103. The student activities program takes advantage of the diversity of backgrounds of school managers, staff, and students.	132	48 36.4%	61 46.2%	4 3.0%	- -	19 14.4%



NEASC-CIE/CIS SELF STUDY SURVEY RESULTS - FREQUENCY DISTRIBUTION - STANDARD F  
AMERICAN UNITED SCHOOL OF KUWAIT

**STANDARD F2 - Effective communication processes shall foster a productive home-school partnership and a positive learning community.**

**Frequency Distribution**

	Total	Strongly Agree	Agree	Disagree	Strongly Disagree	Don't Know/Does Not Apply
PARENTS - 30. I am satisfied with the communication I have with my child's teachers.	430	235 54.7%	167 38.8%	14 3.3%	9 2.1%	5 1.2%
PARENTS - 31. The school includes me in important decisions about my child's education.	430	147 34.2%	198 46.0%	30 7.0%	10 2.3%	45 10.5%
PARENTS - 38. I have received a school or parent handbook and find it useful.	430	192 44.7%	172 40.0%	20 4.7%	10 2.3%	36 8.4%
PARENTS - 46. I receive regular information about school activities and events.	430	262 60.9%	153 35.6%	4 0.9%	8 1.9%	3 0.7%
PARENTS - 47. I know how and where to share information about my child with school personnel.	430	217 50.5%	181 42.1%	15 3.5%	8 1.9%	9 2.1%
PARENTS - 48. Effective communication strategies exist for the interchange of opinions among the school, students and parents.	430	189 44.0%	190 44.2%	17 4.0%	12 2.8%	22 5.1%
PARENTS - 52. I have been invited to share my family's cultural heritage with my child's school.	430	143 33.3%	141 32.8%	35 8.1%	15 3.5%	96 22.3%

NEASC-CIE/CIS SELF STUDY SURVEY RESULTS - FREQUENCY DISTRIBUTION - STANDARD F  
AMERICAN UNITED SCHOOL OF KUWAIT

**STANDARD F3 - The school shall offer effective programs and activities which complement the formal curriculum in supporting the school's Guiding Statements.**

**Frequency Distribution**

	Total	Strongly Agree	Agree	Disagree	Strongly Disagree	Don't Know/Does Not Apply
STUDENTS - 44. The student activities programs are broad enough to meet my interests.	263	66 25.1%	122 46.4%	39 14.8%	22 8.4%	14 5.3%
STUDENTS - 46. The school helps me to understand and respect differences and to appreciate diversity.	263	121 46.0%	111 42.2%	9 3.4%	8 3.0%	14 5.3%
STUDENTS - 47. The school provides opportunities for students to learn leadership skills.	263	115 43.7%	119 45.2%	14 5.3%	6 2.3%	9 3.4%
STUDENTS - 48. The school provides opportunities for me to participate in community service activities.	263	97 36.9%	107 40.7%	22 8.4%	12 4.6%	25 9.5%
STAFF - 101. I am encouraged by the school to view each student as a "whole person."	132	68 51.5%	50 37.9%	2 1.5%	- -	12 9.1%
STAFF - 102. The student activities program takes advantage of opportunities afforded by the school's location.	132	55 41.7%	52 39.4%	5 3.8%	- -	20 15.2%

NEASC-CIE/CIS SELF STUDY SURVEY RESULTS - FREQUENCY DISTRIBUTION - STANDARD F  
AMERICAN UNITED SCHOOL OF KUWAIT

---

**STANDARD F3 - The school shall offer effective programs and activities which complement the formal curriculum in supporting the school's Guiding Statements.**

**Frequency Distribution**

	Total	Strongly Agree	Agree	Disagree	Strongly Disagree	Don't Know/Does Not Apply
PARENTS - 49. School programs are appropriate in size and variety to serve the needs of my child.	430	189 44.0%	184 42.8%	14 3.3%	11 2.6%	32 7.4%
PARENTS - 50. School programs provide opportunities for students to learn leadership skills and to participate in community service.	430	190 44.2%	164 38.1%	16 3.7%	10 2.3%	50 11.6%

NEASC-CIE/CIS SELF STUDY SURVEY RESULTS - FREQUENCY DISTRIBUTION - STANDARD G  
AMERICAN UNITED SCHOOL OF KUWAIT

**SECTION G: OPERATIONAL SYSTEMS**

**STANDARD G1 - The management of school finances shall be consistent with best financial practices in international schools, in accordance with the legal requirements of the host country, and shall support the effective delivery of the school's programs.**

**Frequency Distribution**

	Total	Strongly Agree	Agree	Disagree	Strongly Disagree	Don't Know/Does Not Apply
STAFF - 35. The faculty has appropriate input into the school's educational and budget processes.	132	29 22.0%	42 31.8%	18 13.6%	6 4.5%	37 28.0%
STAFF - 78. I am satisfied with the physical condition of the school and its appropriateness for teaching and learning.	132	98 74.2%	29 22.0%	- -	- -	5 3.8%
PARENTS - 23. I believe the school is financially secure and that the school operates in a financially responsible manner.	430	189 44.0%	175 40.7%	7 1.6%	4 0.9%	55 12.8%
PARENTS - 24. The school reports fee changes in a timely manner, allowing me to make decisions about my child's continued enrollment.	430	121 28.1%	171 39.8%	10 2.3%	10 2.3%	118 27.4%
BOARD - 30. After appropriate consultation and debate, the governing body sets fee levels, which ensure the ongoing financial stability of the school.	8	2 25.0%	- -	2 25.0%	- -	4 50.0%
BOARD - 31. The governing body approves the school's annual budget after seeking input from appropriate constituents.	8	2 25.0%	- -	1 12.5%	- -	5 62.5%
BOARD - 32. The school regularly considers culturally appropriate means of raising additional funds.	8	2 25.0%	1 12.5%	- -	- -	5 62.5%
BOARD - 33. The governing body receives appropriate reports on financial matters.	8	- -	2 25.0%	1 12.5%	- -	5 62.5%
BOARD - 34. The financial affairs of the school are competently managed.	8	2 25.0%	1 12.5%	- -	- -	5 62.5%

NEASC-CIE/CIS SELF STUDY SURVEY RESULTS - FREQUENCY DISTRIBUTION - STANDARD G  
AMERICAN UNITED SCHOOL OF KUWAIT

---

**SECTION G: OPERATIONAL SYSTEMS**

**STANDARD G1 - The management of school finances shall be consistent with best financial practices in international schools, in accordance with the legal requirements of the host country, and shall support the effective delivery of the school's programs.**

**Frequency Distribution**

	Total	Strongly Agree	Agree	Disagree	Strongly Disagree	Don't Know/Does Not Apply
BOARD - 35. The school's insurance program is comprehensive and appropriate.	8	1 12.5%	2 25.0%	- -	- -	5 62.5%

NEASC-CIE/CIS SELF STUDY SURVEY RESULTS - FREQUENCY DISTRIBUTION - STANDARD G  
AMERICAN UNITED SCHOOL OF KUWAIT

**STANDARD G2 - Grounds, buildings, technical installations, basic furnishings, and equipment shall effectively support delivery of the programs required to put the school's Guiding Statements into practice.**

**Frequency Distribution**

	Total	Strongly Agree	Agree	Disagree	Strongly Disagree	Don't Know/Does Not Apply
STAFF - 80. I am aware of the rules and policies regarding use of school resources.	132	66 50.0%	60 45.5%	2 1.5%	- -	4 3.0%
STAFF - 81. The physical dimensions of classrooms are adequate for the subjects I teach and the ages of the students.	132	75 56.8%	30 22.7%	4 3.0%	- -	23 17.4%
STAFF - 82. School furniture is well maintained.	132	100 75.8%	31 23.5%	- -	- -	1 0.8%
STAFF - 85. The school's information and communication technology systems support my efforts in my work.	132	76 57.6%	49 37.1%	1 0.8%	- -	6 4.5%
STAFF - 87. Internet access at school is reliable and sufficient.	132	70 53.0%	48 36.4%	11 8.3%	1 0.8%	2 1.5%
PARENTS - 39. The teaching spaces at my child's school are satisfactory.	430	299 69.5%	127 29.5%	- -	3 0.7%	1 0.2%
PARENTS - 40. The school building(s) provide(s) an appropriate atmosphere for learning.	430	345 80.2%	81 18.8%	- -	4 0.9%	- -

NEASC-CIE/CIS SELF STUDY SURVEY RESULTS - FREQUENCY DISTRIBUTION - STANDARD G  
AMERICAN UNITED SCHOOL OF KUWAIT

---

**STANDARD G3 - The school shall ensure that its grounds, buildings, technical installations, basic furnishings, equipment and systems provide for the health and safety of students, personnel and visitors.**

**Frequency Distribution**

	Total	Strongly Agree	Agree	Disagree	Strongly Disagree	Don't Know/Does Not Apply
STUDENTS - 24. I know what to do if there is an emergency at my school.	263	132 50.2%	98 37.3%	17 6.5%	4 1.5%	12 4.6%
STUDENTS - 28. I feel safe at school.	263	162 61.6%	85 32.3%	9 3.4%	3 1.1%	4 1.5%
STAFF - 69. I am satisfied with school health and emergency procedures.	132	64 48.5%	56 42.4%	5 3.8%	1 0.8%	6 4.5%
STAFF - 71. I have been effectively prepared about what to do in the event of a medical emergency.	132	51 38.6%	56 42.4%	19 14.4%	2 1.5%	4 3.0%
STAFF - 76. Suitable arrangements are made to identify and respond to security threats.	132	66 50.0%	45 34.1%	4 3.0%	3 2.3%	14 10.6%
STAFF - 83. I have adequate equipment and storage space for my teaching needs.	132	75 56.8%	30 22.7%	2 1.5%	- -	25 18.9%
STAFF - 84. The teachers' lounge is satisfactory.	132	72 54.5%	46 34.8%	3 2.3%	- -	11 8.3%
STAFF - 93. I know where and how to report safety and maintenance concerns.	132	75 56.8%	48 36.4%	6 4.5%	- -	3 2.3%

NEASC-CIE/CIS SELF STUDY SURVEY RESULTS - FREQUENCY DISTRIBUTION - STANDARD G  
AMERICAN UNITED SCHOOL OF KUWAIT

---

**STANDARD G3 - The school shall ensure that its grounds, buildings, technical installations, basic furnishings, equipment and systems provide for the health and safety of students, personnel and visitors.**

**Frequency Distribution**

	Total	Strongly Agree	Agree	Disagree	Strongly Disagree	Don't Know/Does Not Apply
PARENTS - 32. I trust the school's emergency procedures, such as for evacuation and I trust that my child is safe on campus.	430	242 56.3%	168 39.1%	2 0.5%	2 0.5%	16 3.7%
PARENTS - 36. The school campus is clean and attractive.	430	356 82.8%	67 15.6%	- -	3 0.7%	4 0.9%
BOARD - 43. Board policies and school practices demonstrate a concern for the well being of everyone on school premises and using school services to promote the safety of students and adults.	8	6 75.0%	2 25.0%	- -	- -	- -
BOARD - 44. Appropriate policies are in place to respond to threats to security.	8	3 37.5%	5 62.5%	- -	- -	- -
BOARD - 45. All buildings and facilities used to provide instruction and services to students meet health and safety codes of local government authorities and expectations of the accrediting association(s).	8	4 50.0%	3 37.5%	- -	- -	1 12.5%



NEASC-CIE/CIS SELF STUDY SURVEY RESULTS - FREQUENCY DISTRIBUTION - STANDARD G  
AMERICAN UNITED SCHOOL OF KUWAIT

**STANDARD G4 - The school shall provide or arrange for auxiliary services as required to support its declared objectives and programs, and shall ensure that such services meet acceptable standards of safety, efficiency and comfort.**

**Frequency Distribution**

	Total	Strongly Agree	Agree	Disagree	Strongly Disagree	Don't Know/Does Not Apply
STUDENTS - 26. I am happy with the quality of food served at school.	263	102 38.8%	90 34.2%	35 13.3%	29 11.0%	7 2.7%
STUDENTS - 27. Toilet and hand washing facilities are adequate at my school.	263	157 59.7%	89 33.8%	7 2.7%	2 0.8%	8 3.0%
STUDENTS - 29. I feel safe going on school trips.	263	144 54.8%	85 32.3%	10 3.8%	1 0.4%	23 8.7%
STUDENTS - 30. I am satisfied with the school's bus system (if there is one offered, otherwise skip this question).	251	60 23.9%	51 20.3%	15 6.0%	15 6.0%	110 43.8%
STUDENTS - 31. Members of the school's (non-teaching) support staff are friendly and helpful.	263	149 56.7%	94 35.7%	10 3.8%	4 1.5%	6 2.3%
STAFF - 74. The cafeteria/dining hall is a welcoming place.	132	91 68.9%	38 28.8%	- -	- -	3 2.3%
STAFF - 75. Toilet and hand washing facilities are adequate.	132	100 75.8%	30 22.7%	1 0.8%	- -	1 0.8%
STAFF - 77. School trips are well planned and well supervised.	132	52 39.4%	41 31.1%	6 4.5%	- -	33 25.0%
STAFF - 79. I find the school support staff helpful and efficient.	132	86 65.2%	40 30.3%	2 1.5%	- -	4 3.0%

NEASC-CIE/CIS SELF STUDY SURVEY RESULTS - FREQUENCY DISTRIBUTION - STANDARD G  
AMERICAN UNITED SCHOOL OF KUWAIT

---

**STANDARD G4 - The school shall provide or arrange for auxiliary services as required to support its declared objectives and programs, and shall ensure that such services meet acceptable standards of safety, efficiency and comfort.**

**Frequency Distribution**

	Total	Strongly Agree	Agree	Disagree	Strongly Disagree	Don't Know/Does Not Apply
PARENTS - 34. I am satisfied with the nutritional level and appeal of the food provided at school.	430	206 47.9%	157 36.5%	34 7.9%	12 2.8%	21 4.9%
PARENTS - 35. I trust that my child is safe on school trips.	430	225 52.3%	174 40.5%	3 0.7%	2 0.5%	26 6.0%
PARENTS - 37. School support staff members (non-teaching) are friendly and helpful.	430	292 67.9%	128 29.8%	4 0.9%	3 0.7%	3 0.7%

NEASC-CIE/CIS SELF STUDY SURVEY RESULTS - DESCRIPTIVE STATISTICS  
AMERICAN UNITED SCHOOL OF KUWAIT

**STATISTICS**

**SECTION A: SCHOOL GUIDING STATEMENTS**

**STANDARD A1 - The school shall be guided by clear and broadly accepted Guiding Statements of vision, mission, and educational objectives (or the equivalent using the school’s chosen nomenclature and format) for students.**

**Statistics**

**1 = Strongly Agree**

**2 = Agree**

**3 = Disagree**

**4 = Strongly Disagree**

**5 = Don’t Know/Does Not Apply**

	Descriptive Statistics									
	Count	Minimum	Maximum	Range	Mode	1st Quartile	Median	3rd Quartile	Mean	Standard Deviat...
STUDENTS - 1. I am familiar with my school’s mission or philosophy statement.	263	1	5	4	2	1	2	2	2.21293	1.27878
STAFF - 1. The school’s Philosophy and Objectives or Mission Statement is appropriate to this school.	132	1	5	4	1	1	1	2	1.51515	0.63347
STAFF - 3. The school’s Philosophy and Objectives or Mission Statement is regularly reviewed and revised, as necessary.	132	1	5	4	2	1	2	2	1.78788	0.90479
PARENTS - 1. I know and understand the mission or philosophy of my child’s school.	430	1	5	4	2	1	2	2	1.60698	0.62984
BOARD - 1. The Philosophy and Objectives or Mission Statement of the school is clear, effective, and appropriate for the school.	8	1	2	1	1	1	1	2	1.375	0.48412
BOARD - 2. I had an opportunity to provide input into the school’s Philosophy and Objectives or Mission Statement.	8	1	5	4	2	2	2	2.75	2.375	1.11102

NEASC-CIE/CIS SELF STUDY SURVEY RESULTS - DESCRIPTIVE STATISTICS  
AMERICAN UNITED SCHOOL OF KUWAIT

---

**STATISTICS**

**SECTION A: SCHOOL GUIDING STATEMENTS**

**STANDARD A1 - The school shall be guided by clear and broadly accepted Guiding Statements of vision, mission, and educational objectives (or the equivalent using the school’s chosen nomenclature and format) for students.**

**Statistics**

**1 = Strongly Agree**

**2 = Agree**

**3 = Disagree**

**4 = Strongly Disagree**

**5 = Don’t Know/Does Not Apply**

	Descriptive Statistics									
	Count	Minimum	Maximum	Range	Mode	1st Quartile	Median	3rd Quartile	Mean	Standard Deviation
BOARD - 3. I am aware of the review process for the school’s Philosophy and Objectives or Mission Statement.	8	1	3	2	1	1	1.5	2	1.625	0.69597
BOARD - 4. The school’s Philosophy and Objectives or Mission Statement is used by the Board in making decisions about school programs and practices.	8	1	2	1	1	1	1	2	1.375	0.48412
BOARD - 5. As an individual board member, I regularly refer to the school’s Philosophy and Objectives or Mission Statement in my decision making.	8	1	5	4	1	1	1.5	2.75	2	1.32288
ALUMNI - 1. I was aware of the major focus of the school’s mission when I was a student there.	0	-	-	-	-	-	-	-	-	-

NEASC-CIE/CIS SELF STUDY SURVEY RESULTS - DESCRIPTIVE STATISTICS  
AMERICAN UNITED SCHOOL OF KUWAIT

**STANDARD A2 - The school's Guiding Statements shall clearly demonstrate a commitment to internationalism/interculturalism in education, and this shall be reflected throughout the life of the institution.**

**Statistics**

	Descriptive Statistics									
	Count	Minimum	Maximum	Range	Mode	1st Quartile	Median	3rd Quartile	Mean	Standard Deviat...
STAFF - 5. Students at all levels are experiencing internationalism and interculturalism through the formal curriculum and activities offered at the school.	132	1	5	4	2	1	2	2	2.02273	1.11780
PARENTS - 3. Students at all levels are experiencing internationalism and interculturalism through the formal curriculum and activities offered at the school.	430	1	5	4	1	1	2	2	1.74419	0.97630
ALUMNI - 2. The school's mission included attention to the development of global awareness and respect for diversity.	0	-	-	-	-	-	-	-	-	-

**STANDARD A3 - The school's Vision for Students (or similar) shall demonstrate a clear commitment to fostering desirable traits related to internationalism/interculturalism, and this shall impact upon all students.**

**Statistics**

	Descriptive Statistics									
	Count	Minimum	Maximum	Range	Mode	1st Quartile	Median	3rd Quartile	Mean	Standard Deviat...
BOARD - 48. The governing body promotes intercultural experiences as part of the formal curriculum and school activities.	8	1	5	4	1	1	1.5	4.75	2.25	1.63936
ALUMNI - 3. The school prepared me well for interacting with people from different cultures and nations.	0	-	-	-	-	-	-	-	-	-

NEASC-CIE/CIS SELF STUDY SURVEY RESULTS - DESCRIPTIVE STATISTICS  
AMERICAN UNITED SCHOOL OF KUWAIT

---

**STANDARD A4 - The school's admissions policies and practices shall ensure there is alignment between its Guiding Statements, its programs, and the students admitted to and remaining at the school.**

**Statistics**

	Descriptive Statistics									
	Count	Minimum	Maximum	Range	Mode	1st Quartile	Median	3rd Quartile	Mean	Standard Deviation
STUDENTS - 2. I know where to find a description of my courses of studies if I wish to refer to it.	263	1	5	4	2	2	2	5	2.75665	1.58225
STAFF - 2. Upon admission, and beyond, the school ensures that there is a reasonable match between the student's needs and the program offered.	132	1	5	4	2	1	2	2	1.84091	0.98342
PARENTS - 2. I was provided with adequate and accurate information regarding the school prior to sending my child there.	430	1	5	4	1	1	2	2	1.64186	0.70024
BOARD - 27. All statements and representations in marketing materials relating to programs, services and resources are clear, factually accurate and current.	8	1	5	4	2	1.25	2	4.75	2.5	1.5

NEASC-CIE/CIS SELF STUDY SURVEY RESULTS - DESCRIPTIVE STATISTICS  
AMERICAN UNITED SCHOOL OF KUWAIT

---

**SECTION B: TEACHING AND LEARNING**

**STANDARD B1 - The curriculum, in its content, design, implementation, assessment and review, shall reflect the school's mission, learning objectives, and policies and shall foster global citizenship and student achievement.**

**Statistics**

	Descriptive Statistics									
	Count	Minimum	Maximum	Range	Mode	1st Quartile	Median	3rd Quartile	Mean	Standard Deviation
STAFF - 6. Curriculum design and delivery are consistent with the school's philosophy or mission and with school policies and practices.	132	1	5	4	2	1	2	3	2.26515	1.38641
PARENTS - 4. The school's curriculum and programs reflect what the mission or philosophy says the school is trying to do.	430	1	5	4	2	1	2	2	1.79302	0.98191
BOARD - 6. I have a general awareness of the scope and breadth of the school's curriculum.	8	2	5	3	2	2	2	3	2.625	0.99216

**STANDARD B2 - Students shall have access to a curriculum that provides challenge but also supports varied developmental, academic, social, physical and emotional needs and fosters the development of skills and abilities that prepare students for lifelong learning.**

**Statistics**

	Descriptive Statistics									
	Count	Minimum	Maximum	Range	Mode	1st Quartile	Median	3rd Quartile	Mean	Standard Deviation
STUDENTS - 8. I learn to gather, organize, present and apply ideas and information.	263	1	5	4	2	1	2	2	1.82509	0.87194

NEASC-CIE/CIS SELF STUDY SURVEY RESULTS - DESCRIPTIVE STATISTICS  
AMERICAN UNITED SCHOOL OF KUWAIT

**STANDARD B2 - Students shall have access to a curriculum that provides challenge but also supports varied developmental, academic, social, physical and emotional needs and fosters the development of skills and abilities that prepare students for lifelong learning.**

**Statistics**

	Descriptive Statistics									
	Count	Minimum	Maximum	Range	Mode	1st Quartile	Median	3rd Quartile	Mean	Standard Deviation
STUDENTS - 10. Teachers use information technology to assist students in learning or understanding new topics.	263	1	5	4	2	1	2	2	1.63878	0.73656
STUDENTS - 14. I have opportunities to assess my own learning.	263	1	5	4	2	1	2	2	2.15970	1.09491
STAFF - 17. I encourage the development of critical thinking and problem solving skills in my students.	132	1	5	4	1	1	2	2	2.18182	1.55611
STAFF - 18. The learning program emphasizes for students the processes of gathering, organizing, presenting and applying ideas and information.	132	1	5	4	2	1	2	2	2.07576	1.32928
PARENTS - 5. I believe the curriculum meets my child's needs.	430	1	5	4	2	1	2	2	1.85349	1.02273
PARENTS - 6. My child seems appropriately challenged.	430	1	5	4	2	1	2	2	1.86279	0.87989
PARENTS - 9. I believe my child is developing critical thinking and problem solving skills.	430	1	5	4	2	1	2	2	1.83721	1.02595
ALUMNI - 4. What I learned in school provided a good base for what I'm doing now.	0	-	-	-	-	-	-	-	-	-
ALUMNI - 6. I left this school feeling prepared academically, emotionally, and socially to pursue my goals.	0	-	-	-	-	-	-	-	-	-
ALUMNI - 9. The curriculum included formal instruction in the processes of gathering, organizing, presenting and applying ideas and information.	0	-	-	-	-	-	-	-	-	-
ALUMNI - 10. The school provided opportunities for me to learn to think critically and solve problems and to apply those skills.	0	-	-	-	-	-	-	-	-	-



NEASC-CIE/CIS SELF STUDY SURVEY RESULTS - DESCRIPTIVE STATISTICS  
AMERICAN UNITED SCHOOL OF KUWAIT

---

**STANDARD B2 - Students shall have access to a curriculum that provides challenge but also supports varied developmental, academic, social, physical and emotional needs and fosters the development of skills and abilities that prepare students for lifelong learning.**

**Statistics**

	Descriptive Statistics									
	Count	Minimum	Maximum	Range	Mode	1st Quartile	Median	3rd Quartile	Mean	Standard Deviation
ALUMNI - 11. The school helped me to develop awareness of my learning strengths and style.	0	-	-	-	-	-	-	-	-	-
ALUMNI - 16. I had opportunities to assess my own learning.	0	-	-	-	-	-	-	-	-	-

NEASC-CIE/CIS SELF STUDY SURVEY RESULTS - DESCRIPTIVE STATISTICS  
AMERICAN UNITED SCHOOL OF KUWAIT

---

**STANDARD B3 - Teaching and learning shall be guided by comprehensive curriculum documentation that reflects horizontal and vertical articulation as a means of providing students with meaningful connections among and between disciplines and continuity within disciplines.**

**Statistics**

	Descriptive Statistics									
	Count	Minimum	Maximum	Range	Mode	1st Quartile	Median	3rd Quartile	Mean	Standard Deviation
STUDENTS - 5. What I learned in my classes last year is helping me this year.	263	1	5	4	2	1	2	2	2.01141	1.12180
STAFF - 7. Curriculum materials clearly indicate scope and sequence for each course and grade level and written curriculum materials specify expected learning outcomes in terms of what students should know, understand and be able to do.	132	1	5	4	2	1	2	3	2.34849	1.28502
STAFF - 8. Written curriculum materials include references to the methodologies that are used and information about teaching materials and resources.	132	1	5	4	2	1	2	3	2.39394	1.40215
STAFF - 9. Written curriculum materials indicate assessments to be used to measure student progress and references to links within and across disciplines.	132	1	5	4	2	1	2	3	2.31818	1.36692
STAFF - 10. A new teacher would find our curriculum documents useful in preparing to teach an assigned class.	132	1	5	4	2	2	2	3	2.57576	1.40950

NEASC-CIE/CIS SELF STUDY SURVEY RESULTS - DESCRIPTIVE STATISTICS  
AMERICAN UNITED SCHOOL OF KUWAIT

**STANDARD B4 - Students shall benefit from a curriculum and related activities that shall be enhanced by the cultural diversity of both the host country and the school community, hence contributing to the development of global citizenship in students.**

**Statistics**

	Descriptive Statistics									
	Count	Minimum	Maximum	Range	Mode	1st Quartile	Median	3rd Quartile	Mean	Standard Deviation
STUDENTS - 6. Aspects of the local language and culture are used to enrich my learning.	263	1	5	4	2	1	2	3	2.21293	1.21473
STAFF - 15. I incorporate aspects of the local language and culture into my teaching.	132	1	5	4	2	1	2	4.75	2.60606	1.52135
STAFF - 16. I make use of the cultural diversity of the school community to enrich what I am teaching.	132	1	5	4	2	1	2	2.75	2.34091	1.52171
PARENTS - 7. The local language and culture and the cultural diversity of the school community are used to enrich my child's learning.	430	1	5	4	1	1	1	2	1.64419	0.85530
ALUMNI - 7. The local language and culture were used to enrich my school experience.	0	-	-	-	-	-	-	-	-	-
ALUMNI - 8. The cultural diversity of the students and staff in the school community was used to enrich my experience.	0	-	-	-	-	-	-	-	-	-

NEASC-CIE/CIS SELF STUDY SURVEY RESULTS - DESCRIPTIVE STATISTICS  
AMERICAN UNITED SCHOOL OF KUWAIT

---

**STANDARD B5 - The school shall provide ongoing professional development that improves the design, implementation, and assessment of the curriculum, reflects the needs of the faculty, and benefits student learning.**

**Statistics**

	Descriptive Statistics									
	Count	Minimum	Maximum	Range	Mode	1st Quartile	Median	3rd Quartile	Mean	Standard Deviation
STAFF - 13. I meet regularly with my colleagues in other disciplines and school divisions or grades/year groups to discuss curriculum and to strengthen links across disciplines.	132	1	5	4	1	1	2	3	2.40909	1.50229

NEASC-CIE/CIS SELF STUDY SURVEY RESULTS - DESCRIPTIVE STATISTICS  
AMERICAN UNITED SCHOOL OF KUWAIT

**STANDARD B6 - Teaching practices shall reflect an understanding of the different ways in which students learn, and this is evidenced by student engagement and performance.**

**Statistics**

	Descriptive Statistics									
	Count	Minimum	Maximum	Range	Mode	1st Quartile	Median	3rd Quartile	Mean	Standard Deviat...
STUDENTS - 3. My classes challenge me.	263	1	5	4	2	1	2	2	2.00380	0.83869
STUDENTS - 4. My classes are generally interesting for a person of my age and ability.	263	1	5	4	2	1	2	3	2.16350	1.09261
STUDENTS - 7. The school takes account of my learning style.	263	1	5	4	2	1	2	3	2.24335	1.15101
STUDENTS - 9. Most of my teachers use a variety of methods to teach a given subject.	263	1	5	4	1	1	2	2	1.80228	0.93459
STUDENTS - 15. If I have trouble learning a lesson one way, teachers try to teach me another way.	263	1	5	4	2	1	2	2	2.01901	1.08376
STAFF - 11. The curriculum provides well for all students at this school.	132	1	5	4	2	2	2	3	2.36364	1.30426
STAFF - 19. The school provides professional development, which is relevant to my needs, supports school goals, and benefits students.	132	1	5	4	1	1	2	2	2.02273	1.28786
STAFF - 20. I use a variety of methods to teach my classes.	132	1	5	4	1	1	1	2	2.16667	1.59149

NEASC-CIE/CIS SELF STUDY SURVEY RESULTS - DESCRIPTIVE STATISTICS  
AMERICAN UNITED SCHOOL OF KUWAIT

---

**STANDARD B6 - Teaching practices shall reflect an understanding of the different ways in which students learn, and this is evidenced by student engagement and performance.**

**Statistics**

	Descriptive Statistics									
	Count	Minimum	Maximum	Range	Mode	1st Quartile	Median	3rd Quartile	Mean	Standard Deviat...
PARENTS - 8. The school takes account of my child's learning style.	430	1	5	4	1	1	2	2	1.79070	1.01519
PARENTS - 10. My child finds school interesting and engaging.	430	1	5	4	1	1	1	2	1.51395	0.71433
ALUMNI - 12. My teachers used a variety of methods to teach concepts and skills.	0	-	-	-	-	-	-	-	-	-
ALUMNI - 13. My classes were interesting and engaging.	0	-	-	-	-	-	-	-	-	-
ALUMNI - 14. The school provided support for students who did not speak English or other languages of instruction.	0	-	-	-	-	-	-	-	-	-
ALUMNI - 15. My teachers used a variety of methods to assess student learning.	0	-	-	-	-	-	-	-	-	-

NEASC-CIE/CIS SELF STUDY SURVEY RESULTS - DESCRIPTIVE STATISTICS  
AMERICAN UNITED SCHOOL OF KUWAIT

**STANDARD B7 - The school shall provide appropriate support and resources to implement the curriculum and allow access and full participation by all students.**

**Statistics**

	Descriptive Statistics									
	Count	Minimum	Maximum	Range	Mode	1st Quartile	Median	3rd Quartile	Mean	Standard Deviat...
STUDENTS - 32. I know how to use the computers at my school.	263	1	5	4	1	1	1	2	1.51711	0.7644
STUDENTS - 33. Generally the computers work well and good software is available.	263	1	5	4	2	1	2	2	1.88213	0.96585
STUDENTS - 34. The library staff is helpful to students.	263	1	5	4	1	1	1	2	1.65779	0.99657
STUDENTS - 35. I can find what I need in the library easily.	263	1	5	4	2	1	2	2	2.00760	1.04278
STUDENTS - 36. I have been taught how to use the library.	263	1	5	4	1	1	2	2	1.75665	0.93603
STAFF - 21. Teacher aide support is available if needed.	132	1	5	4	1	1	2	2	2.02273	1.33409
STAFF - 22. Technological resources are appropriate and accessible to teachers and students.	132	1	5	4	1	1	1	2	1.55303	0.78155
STAFF - 23. The school provides me with adequate teaching resources.	132	1	5	4	1	1	2	3	2.36364	1.53382
STAFF - 86. The school's computers are well maintained and up to date.	132	1	5	4	1	1	1	2	1.64394	0.98575
STAFF - 88. The library has adequate resources to support my educational efforts and the collection includes books and periodicals that enhance my professional growth.	132	1	5	4	2	2	2	4.75	2.69697	1.51727
STAFF - 89. Library staff members are helpful and knowledgeable.	132	1	5	4	1	1	2	2	1.81818	1.14692
STAFF - 90. I have received orientation in the use of library materials and resources.	132	1	5	4	2	2	3	5	2.97727	1.47436
STAFF - 91. I have consulted the school librarian when developing or revising curriculum and the library staff considers my opinion in the selection of materials and equipment.	132	1	5	4	5	2	3	5	3.41667	1.59089
STAFF - 92. There is a mechanism for providing feedback and evaluation to the library staff.	132	1	5	4	5	2	5	5	3.83333	1.51341

NEASC-CIE/CIS SELF STUDY SURVEY RESULTS - DESCRIPTIVE STATISTICS  
AMERICAN UNITED SCHOOL OF KUWAIT

**STANDARD B7 - The school shall provide appropriate support and resources to implement the curriculum and allow access and full participation by all students.**

**Statistics**

	Descriptive Statistics									
	Count	Minimum	Maximum	Range	Mode	1st Quartile	Median	3rd Quartile	Mean	Standard Deviat...
PARENTS - 11. My child's classes have a student/teacher ratio that is appropriate for the ages of the children and the subject taught.	430	1	5	4	1	1	1	2	1.50233	0.76477
PARENTS - 12. My child's classroom has sufficient learning materials.	430	1	5	4	1	1	1	2	1.44884	0.71913
PARENTS - 41. School resources and teaching materials appropriately support student learning and welfare.	430	1	5	4	1	1	1	2	1.44419	0.73478
PARENTS - 42. The school's computer resources are well used to encourage and facilitate my child's learning.	430	1	5	4	1	1	1	2	1.58837	1.02315
PARENTS - 43. My child knows how to effectively use the school's library resources.	430	1	5	4	1	1	2	2	2.02326	1.33274
BOARD - 36. The classroom student/teacher ratio is adequate to provide meaningful learning experiences.	8	1	2	1	2	1.25	2	2	1.75	0.43301
ALUMNI - 5. I was exposed to the use of information technology as a tool for instruction, a means of communication, and a way to access information.	0	-	-	-	-	-	-	-	-	-
ALUMNI - 21. I was given a library orientation and instruction in how to use the library and to access the resources there.	0	-	-	-	-	-	-	-	-	-
ALUMNI - 22. The library resources supported my learning and research.	0	-	-	-	-	-	-	-	-	-



NEASC-CIE/CIS SELF STUDY SURVEY RESULTS - DESCRIPTIVE STATISTICS  
AMERICAN UNITED SCHOOL OF KUWAIT

**STANDARD B8 - The school shall have formal procedures and defined criteria to effectively and regularly assess the impact of teaching strategies and the level of student performance.**

**Statistics**

	Descriptive Statistics									
	Count	Minimum	Maximum	Range	Mode	1st Quartile	Median	3rd Quartile	Mean	Standard Deviation
STUDENTS - 11. I know what my teachers expect of me in my studies.	263	1	5	4	2	1	2	2	1.87833	1.00966
STUDENTS - 12. I feel that my work is marked/assessed fairly.	263	1	5	4	2	1	2	2	1.98859	0.97685
STUDENTS - 13. Most of my teachers use a variety of methods to measure my progress.	263	1	5	4	2	1	2	3	2.20912	1.19489
STUDENTS - 16. My school report card shows me where and how I need to improve.	263	1	5	4	1	1	2	2	2.03422	1.28266
STAFF - 24. I clearly articulate course expectations to my students and their parents.	132	1	5	4	2	1	2	2	2.34849	1.48724
STAFF - 25. I am aware of how student achievement at this school compares with similar students elsewhere.	132	1	5	4	2	1	2	5	2.65151	1.53734
PARENTS - 13. I received written information about the learning objectives and teacher expectations for my child's classwork.	430	1	5	4	1	1	2	2	1.63954	0.80280
PARENTS - 14. My child has opportunities to demonstrate what he/she has learned in a variety of ways.	430	1	5	4	2	1	2	2	1.81628	0.97227
BOARD - 9. I am made aware of the results of any standardized achievement tests that are given by the school and how student achievement at this school compares with similar students elsewhere.	8	1	2	1	2	1	2	2	1.625	0.48412

NEASC-CIE/CIS SELF STUDY SURVEY RESULTS - DESCRIPTIVE STATISTICS  
AMERICAN UNITED SCHOOL OF KUWAIT

---

**STANDARD B9 - Curriculum review and revisions shall be completed at periodic intervals, and changes shall reflect the school’s mission, current educational practice, and the results of student assessment, with the goal of enhancing student participation and performance.**

**Statistics**

	Descriptive Statistics									
	Count	Minimum	Maximum	Range	Mode	1st Quartile	Median	3rd Quartile	Mean	Standard Deviat...
STAFF - 26. I meet periodically with other teachers in my field to review, develop, and revise the curriculum.	132	1	5	4	1	1	2	3.75	2.37879	1.57408
STAFF - 27. I am encouraged to pilot new courses or techniques.	132	1	5	4	2	1	2	3	2.49242	1.45382
STAFF - 28. I am up to date on current trends in education.	132	1	5	4	2	1	2	2	2.32576	1.35119
STAFF - 29. I review the results of student achievement and use that data to improve my teaching and learning and to inform curriculum revision.	132	1	5	4	1	1	2	5	2.43182	1.63852

NEASC-CIE/CIS SELF STUDY SURVEY RESULTS - DESCRIPTIVE STATISTICS  
AMERICAN UNITED SCHOOL OF KUWAIT

---

**STANDARD B10 - The school shall have formal processes for recording, analyzing, and reporting evidence of both school-wide achievement and individual student performance to parents and other appropriate members of the school community as a means of measuring success in meeting stated goals.**

**Statistics**

	Descriptive Statistics									
	Count	Minimum	Maximum	Range	Mode	1st Quartile	Median	3rd Quartile	Mean	Standard Deviation
STAFF - 30. I communicate about students' performance with parents/guardians.	132	1	5	4	2	1	2	3	2.37879	1.53510
STAFF - 31. I am satisfied with my school's assessment and reporting procedures.	132	1	5	4	2	2	2	3	2.49242	1.37343
PARENTS - 15. I am satisfied with the frequency and thoroughness of reporting on my child's school progress.	430	1	5	4	1	1	2	2	1.73256	0.96959
PARENTS - 16. I feel comfortable talking with teachers about my child's progress.	430	1	5	4	1	1	1	2	1.47907	0.72386

NEASC-CIE/CIS SELF STUDY SURVEY RESULTS - DESCRIPTIVE STATISTICS  
AMERICAN UNITED SCHOOL OF KUWAIT

**SECTION C: GOVERNANCE AND LEADERSHIP**

**STANDARD C1 - The governing body shall be so constituted, with regard to membership and organization, as to provide the school with sound direction, continuity of leadership, and effective support in the current and long term life of the school.**

**Statistics**

	Descriptive Statistics									
	Count	Minimum	Maximum	Range	Mode	1st Quartile	Median	3rd Quartile	Mean	Standard Deviation
STAFF - 4. The Philosophy and Objectives or Mission Statement is considered when important decisions are being made.	132	1	5	4	2	1	2	2	2.01515	1.18696
STAFF - 32. The governing body provides the school with sound direction, continuity and effective support.	132	1	5	4	2	1	2	2	2.09849	1.23005
STAFF - 37. I believe that the school's governing body and management act legally and ethically.	132	1	5	4	1	1	2	2	2.10606	1.36658
PARENTS - 17. The governing body provides the school with sound direction, continuity and effective support.	430	1	5	4	1	1	2	2	1.98605	1.25746
BOARD - 7. The cultural diversity of the community is reflected in decision making about programs and resources.	8	1	2	1	1	1	1	2	1.375	0.48412
BOARD - 10. The size and composition of the governing body meets this school's needs.	8	1	3	2	1	1	1.5	2	1.625	0.69597
BOARD - 12. I receive appropriate training in the understanding and performance of my duty as a member of the governing body.	8	1	3	2	1	1	1.5	2.75	1.75	0.82916
BOARD - 14. In the event of sudden change, the governing body can provide continuity for the school.	8	1	5	4	2	1.25	2	2.75	2.25	1.19896
BOARD - 24. The school management complies with all applicable statutes.	8	1	5	4	2	1	2	2	2	1.22475

NEASC-CIE/CIS SELF STUDY SURVEY RESULTS - DESCRIPTIVE STATISTICS  
AMERICAN UNITED SCHOOL OF KUWAIT

---

**SECTION C: GOVERNANCE AND LEADERSHIP**

**STANDARD C1 - The governing body shall be so constituted, with regard to membership and organization, as to provide the school with sound direction, continuity of leadership, and effective support in the current and long term life of the school.**

**Statistics**

	Descriptive Statistics									
	Count	Minimum	Maximum	Range	Mode	1st Quartile	Median	3rd Quartile	Mean	Standard Deviation
BOARD - 29. The governing body has a policy manual, and organizes orientation and training sessions so that all members understand its contents and implications.	8	1	5	4	2	1.25	2	3	2.375	1.21835

**STANDARD C2 - There shall be a co-operative and effective working relationship between the governing body and the head of school so as to establish and sustain high morale, quality relationships, and a positive climate for teaching, learning, and student well-being throughout the school.**

**Statistics**

	Descriptive Statistics									
	Count	Minimum	Maximum	Range	Mode	1st Quartile	Median	3rd Quartile	Mean	Standard Deviation
BOARD - 18. The governing body and the head of the school enjoy a good working relationship.	8	1	5	4	1	1	2	4.75	2.375	1.57619

NEASC-CIE/CIS SELF STUDY SURVEY RESULTS - DESCRIPTIVE STATISTICS  
AMERICAN UNITED SCHOOL OF KUWAIT

**STANDARD C3 - The head of school, while accountable to a higher authority, shall be the responsible leader to ensure that teaching, learning, and student well-being are supported and that the school's mission is achieved.**

**Statistics**

	Descriptive Statistics									
	Count	Minimum	Maximum	Range	Mode	1st Quartile	Median	3rd Quartile	Mean	Standard Deviat...
STAFF - 33. The Board and the school head work well together.	132	1	5	4	2	1	2	5	2.44697	1.58742
STAFF - 34. The school head is the responsible leader of the school.	132	1	5	4	1	1	1	2	1.60606	0.85065
STAFF - 38. I feel the governing body would protect me from exploitation or unjust criticism, and direct parents to address their concerns through the Head of School.	132	1	5	4	2	1	2	2	2.25	1.37276
PARENTS - 18. The school head is the responsible leader of the school.	430	1	5	4	1	1	1	2	1.80465	1.16098
PARENTS - 19. I am satisfied with the school leadership.	430	1	5	4	1	1	2	2	1.74651	1.02228
BOARD - 11. The governing body limits its actions to the determination and funding and policy decisions and the selection, retention and formal appraisal of the school head.	8	1	5	4	1	1	1.5	5	2.625	1.86665
BOARD - 16. The governing body considers the school head's recommendations prior to policy decisions.	8	1	5	4	1	1	1.5	4.75	2.5	1.73205
BOARD - 17. The governing body has developed a clear, written job description for the school head.	8	1	5	4	5	1.25	3	5	3.125	1.61536
BOARD - 19. The school head provides leadership for the total school program.	8	1	2	1	1	1	1	2	1.375	0.48412
BOARD - 21. The school head has total responsibility for the recruitment, selection, assignment, orientation, deployment, and appraisal of all the school staff.	8	1	5	4	1	1	2.5	5	2.75	1.85405
BOARD - 28. The governing body pursues all issues about school staff members only through the school head.	8	1	5	4	2	1.25	2	4.75	2.5	1.5

NEASC-CIE/CIS SELF STUDY SURVEY RESULTS - DESCRIPTIVE STATISTICS  
AMERICAN UNITED SCHOOL OF KUWAIT

**STANDARD C4 - The governing body shall have clearly formulated written policies and practices which are applied to bring consistency and clarity to school operations.**

**Statistics**

	Descriptive Statistics									
	Count	Minimum	Maximum	Range	Mode	1st Quartile	Median	3rd Quartile	Mean	Standard Deviat...
STAFF - 39. I receive communications about the decisions and deliberations of the school's governing body that impact the faculty and staff.	132	1	5	4	2	1	2	3	2.28788	1.29994
STAFF - 40. School policies are understood by faculty and are applied consistently and fairly.	132	1	5	4	1	1	2	3	2.17424	1.24009
BOARD - 15. The responsibilities of the governing body are clearly written.	8	1	5	4	1	1	1.5	2	1.875	1.26861
BOARD - 25. The governing body respects all local codes, fulfills its contracts, and settles its debts promptly.	8	1	5	4	2	1.25	2	2	2.125	1.16592
BOARD - 41. School policies include procedures on recruitment, appointment, promotion, and retirement of employees.	8	1	5	4	5	1.25	4.5	5	3.25	1.78536
BOARD - 26. The governing body has an appropriate policy to address conflicts of interest.	8	1	5	4	5	2	4.5	5	3.375	1.65359
BOARD - 23. Board decisions are communicated and explained to the appropriate constituencies.	8	1	5	4	2	1	2	2	2	1.22475
BOARD - 40. School policies include a statement on board/staff relationships.	8	1	5	4	5	1.25	2.5	5	3	1.65831
BOARD - 46. The school leadership promotes an atmosphere of collaboration and mutual respect.	8	1	5	4	1	1	1.5	2	1.875	1.26861

NEASC-CIE/CIS SELF STUDY SURVEY RESULTS - DESCRIPTIVE STATISTICS  
AMERICAN UNITED SCHOOL OF KUWAIT

---

**STANDARD C4 - The governing body shall have clearly formulated written policies and practices which are applied to bring consistency and clarity to school operations.**

**Statistics**

	Descriptive Statistics									
	Count	Minimum	Maximum	Range	Mode	1st Quartile	Median	3rd Quartile	Mean	Standard Deviation
BOARD - 13. There is a clear evaluation system to regularly appraise the performance of the governing body against its duties and predetermined goals.	8	1	5	4	3	2.25	3	5	3.375	1.40868
BOARD - 20. The governing body utilizes a clearly defined appraisal system for the school head, conducted with his/her full knowledge, communicated verbally and in writing, and with provision for discussion and/or appeal.	8	1	5	4	5	1.25	3.5	5	3.25	1.63936



NEASC-CIE/CIS SELF STUDY SURVEY RESULTS - DESCRIPTIVE STATISTICS  
AMERICAN UNITED SCHOOL OF KUWAIT

**STANDARD C5 - The school shall have educational and financial plans for the near and long term that ensure school viability, are supportive of the mission and are explained to the school community.**

**Statistics**

	Descriptive Statistics									
	Count	Minimum	Maximum	Range	Mode	1st Quartile	Median	3rd Quartile	Mean	Standard Deviat...
STAFF - 36.1 I am aware of the school's educational plans, and these guide my work.	132	1	5	4	2	1	2	2	2.25	1.35610
STAFF - 36.2 I am aware of and understand the school's financial plans.	132	1	5	4	5	2	3	5	3.43182	1.51854
STAFF - 41. I believe the school is financially stable.	132	1	5	4	1	1	1.5	2	1.96970	1.37035
STAFF - 42. The school's financial resources are appropriately allocated.	132	1	5	4	5	1	2	5	2.90151	1.70053
PARENTS - 20.1. The school's educational plans are communicated to parents.	430	1	5	4	1	1	1	2	1.66279	0.90233
PARENTS - 20.2. The school's financial plans are communicated to parents.	430	1	5	4	2	1	2	3	2.39767	1.34251
PARENTS - 21. I receive updates about the discussions and decisions of the school's governing body that directly impact me and my child.	430	1	5	4	2	1	2	2	2.06512	1.21059
BOARD - 22.1 The school has educational plans for the short-, medium- and long term that are reviewed regularly and have the financial implications clearly stated.	8	1	5	4	1	1.25	2.5	4.75	2.75	1.47902
BOARD - 22.2 The school has financial plans for the short-, medium- and long term that are reviewed regularly.	8	1	5	4	5	4.25	5	5	4	1.73205
BOARD - 47. The school's programs are appropriately funded.	8	1	5	4	5	1.25	2.5	5	3	1.65831

NEASC-CIE/CIS SELF STUDY SURVEY RESULTS - DESCRIPTIVE STATISTICS  
AMERICAN UNITED SCHOOL OF KUWAIT

**SECTION D: FACULTY AND SUPPORT STAFF**

**STANDARD D1 - The school shall have faculty and support staff that are sufficient in numbers and with the qualifications, competencies and character necessary to carry out the school's programs, services, and activities, to support fulfilment of the mission and objectives, and to ensure student well being.**

**Statistics**

	Descriptive Statistics									
	Count	Minimum	Maximum	Range	Mode	1st Quartile	Median	3rd Quartile	Mean	Standard Deviation
STAFF - 43. The classroom student/teacher ratio is adequate to provide meaningful learning experiences for students.	132	1	5	4	1	1	2	2	1.72727	1.00823
STAFF - 46. My job description at this school is a good match for my qualifications and skills.	132	1	5	4	2	1	2	2	1.70455	0.80471
STAFF - 47. I feel I provide individual help to students as needed.	132	1	5	4	1	1	1.5	2	1.92424	1.32357
STAFF - 56. I have been adequately oriented to the local culture and community by the school.	132	1	5	4	2	1	2	2	1.68939	0.80841
PARENTS - 25. I am satisfied with the qualifications of the teachers in the school.	430	1	5	4	1	1	2	2	1.67674	0.85190
PARENTS - 26. I believe that this school is a good match for my child's needs and strengths.	430	1	5	4	1	1	1	2	1.58837	0.82707
BOARD - 38. School polices include provision for adequate staff development/ongoing training.	8	1	5	4	1	1	1.5	2	1.875	1.26861
ALUMNI - 17. I felt as if my teachers had enough time for me.	0	-	-	-	-	-	-	-	-	-

NEASC-CIE/CIS SELF STUDY SURVEY RESULTS - DESCRIPTIVE STATISTICS  
AMERICAN UNITED SCHOOL OF KUWAIT

**STANDARD D2 - Faculty and support staff shall embrace the school’s Guiding Statements and act professionally and ethically in carrying out their duties and responsibilities, inspiring excellence and students’ best efforts.**

**Statistics**

	Descriptive Statistics									
	Count	Minimum	Maximum	Range	Mode	1st Quartile	Median	3rd Quartile	Mean	Standard Deviat...
STUDENTS - 18. I believe that my teachers are knowledgeable about their subjects.	263	1	5	4	1	1	1	2	1.65779	0.84817
STUDENTS - 19. I believe that most of my teachers have good teaching skills.	263	1	5	4	1	1	2	2	1.66920	0.78537
STUDENTS - 38. Teachers at my school respect students.	263	1	5	4	1	1	2	2	1.77186	0.96775
STAFF - 94. I enjoy working with my colleagues.	132	1	5	4	1	1	1	2	1.45455	0.72157
STAFF - 95. There is effective communication and respect among school personnel.	132	1	5	4	1	1	2	2	1.77273	0.90947
STAFF - 96. The school promotes positive teacher-student relationships.	132	1	5	4	1	1	1	2	1.56818	0.89775
STAFF - 97. Teachers respect students.	132	1	5	4	1	1	1	2	1.5	0.84835
ALUMNI - 18. I have remained in contact with at least one staff member from my years at this school.	0	-	-	-	-	-	-	-	-	-
ALUMNI - 23. Teachers demonstrated respect for students at this school.	0	-	-	-	-	-	-	-	-	-

NEASC-CIE/CIS SELF STUDY SURVEY RESULTS - DESCRIPTIVE STATISTICS  
AMERICAN UNITED SCHOOL OF KUWAIT

---

**STANDARD D3 - All personnel shall be employed under a written contract or employment agreement which states the principal terms of agreement between the employee and the school, and which provides for salaries and other benefits that are appropriate to the position and to the school's location.**

**Statistics**

	Descriptive Statistics									
	Count	Minimum	Maximum	Range	Mode	1st Quartile	Median	3rd Quartile	Mean	Standard Deviat...
STAFF - 49. I am satisfied with the clarity and fairness of my contract with the school.	132	1	5	4	2	1	2	2	1.86364	0.86841
STAFF - 50. The salary scale is appropriate for the region.	132	1	5	4	2	1	2	2	2.11364	1.14579
STAFF - 72. I have filed appropriate medical health forms with the school.	132	1	5	4	1	1	2	2	1.96970	1.23668

**STANDARD D4 - Written personnel policies and guidelines shall establish expectations for the performance of faculty and support staff which shall be consistently and effectively applied.**

**Statistics**

	Descriptive Statistics									
	Count	Minimum	Maximum	Range	Mode	1st Quartile	Median	3rd Quartile	Mean	Standard Deviat...
STAFF - 48. I think that the school's staff handbook is comprehensive and useful.	132	1	5	4	2	1	2	2	1.80303	0.97265
BOARD - 37. School policies include a statement on non-discrimination.	8	1	5	4	1	1	1.5	4.75	2.25	1.63936

NEASC-CIE/CIS SELF STUDY SURVEY RESULTS - DESCRIPTIVE STATISTICS  
AMERICAN UNITED SCHOOL OF KUWAIT

**STANDARD D5 - There shall be a clearly defined and implemented appraisal system for faculty and support staff based on pre-determined, explicit criteria and supported by a program of professional development and/or training which is linked to appraisal outcomes and other school priorities for student learning.**

**Statistics**

	Descriptive Statistics									
	Count	Minimum	Maximum	Range	Mode	1st Quartile	Median	3rd Quartile	Mean	Standard Deviation
STAFF - 44. I regularly receive helpful feedback and supervision of my teaching through the appraisal process.	132	1	5	4	2	2	2	5	2.71212	1.51523
STAFF - 51. Appraisals of my performance are conducted fairly and in writing.	132	1	5	4	2	1	2	2	2.09849	1.19253
STAFF - 52. I have the opportunity to discuss and appeal aspects of my appraisal.	132	1	5	4	2	1	2	2	2.23485	1.30767
STAFF - 53. I regularly reflect upon and evaluate my own teaching/work.	132	1	5	4	1	1	2	2	1.68182	0.93191
STAFF - 54. I am involved in the planning of professional development opportunities and I am satisfied with the opportunities I have to take advantage of them.	132	1	5	4	2	2	2	3	2.59849	1.44001
BOARD - 8. I am satisfied with the ongoing professional development provided to teachers at this school.	8	1	5	4	2	1	2	2	2	1.22475
BOARD - 39. School policies include provision for the evaluation and accountability of staff.	8	1	5	4	5	1.25	4.5	5	3.25	1.78536

NEASC-CIE/CIS SELF STUDY SURVEY RESULTS - DESCRIPTIVE STATISTICS  
AMERICAN UNITED SCHOOL OF KUWAIT

---

**SECTION E: ACCESS TO TEACHING AND LEARNING**

**STANDARD E1 - There shall be effective procedures for identifying the learning needs of students, both at admission and while enrolled, to ensure that students in the school can benefit from the school's programs.**

**Statistics**

	Descriptive Statistics									
	Count	Minimum	Maximum	Range	Mode	1st Quartile	Median	3rd Quartile	Mean	Standard Deviation
STAFF - 57. The unique abilities/disabilities of students are well identified prior to entry into the school.	132	1	5	4	2	2	2	4.75	2.85606	1.46232
STAFF - 58. The unique abilities/disabilities of students are well identified as they arise during the students' time at the school.	132	1	5	4	2	2	2	3	2.54546	1.45833
STAFF - 61. There are opportunities for high ability students to extend and enrich their learning in my class or elsewhere in the school.	132	1	5	4	2	1	2	3	2.41667	1.44097
PARENTS - 27. If my child is having academic difficulties, appropriate help is available.	430	1	5	4	2	1	2	2	2.05581	1.26735

NEASC-CIE/CIS SELF STUDY SURVEY RESULTS - DESCRIPTIVE STATISTICS  
AMERICAN UNITED SCHOOL OF KUWAIT

---

**STANDARD E2 - Children with learning differences or specific needs who are admitted into the school shall be given support to access and enhance participation in the learning environment through appropriate and effective programs that are delivered by suitably qualified personnel.**

**Statistics**

	Descriptive Statistics									
	Count	Minimum	Maximum	Range	Mode	1st Quartile	Median	3rd Quartile	Mean	Standard Deviation
STAFF - 59. The school provides adequate support for students with special needs.	132	1	5	4	5	2	3	5	3.17424	1.53986
STAFF - 60. The number of special needs personnel is appropriate to the number of identified special education students.	132	1	5	4	5	2	5	5	3.75	1.47389
STAFF - 62. I know where to refer exceptional students to accommodate their talents and interest.	132	1	5	4	2	2	2	5	2.78788	1.55715
BOARD - 42. School policies allow for a comprehensive program of support for students requiring help with English or other languages of instruction.	8	1	2	1	1	1	1.5	2	1.5	0.5

NEASC-CIE/CIS SELF STUDY SURVEY RESULTS - DESCRIPTIVE STATISTICS  
AMERICAN UNITED SCHOOL OF KUWAIT

---

**STANDARD E3 - Effective language support programs shall assist learners to access the school's formal curriculum and other activities.**

**Statistics**

	Descriptive Statistics									
	Count	Minimum	Maximum	Range	Mode	1st Quartile	Median	3rd Quartile	Mean	Standard Deviation
STUDENTS - 21. The school provides me with support if I need help with my English or with another language of instruction.	263	1	5	4	2	1	2	2	1.86692	1.06150
STAFF - 63. The school has helped me to learn strategies to accommodate students who need English (or other) language support.	132	1	5	4	2	1.25	2	3	2.56061	1.44210
STAFF - 64. The school provides adequate resources and support for students who speak English as a Second Language.	132	1	5	4	2	1	2	2	2.23485	1.34761
PARENTS - 28. Teachers are available to help my child with his/her English or another language of instruction.	430	1	5	4	1	1	2	2	1.78372	1.04424



NEASC-CIE/CIS SELF STUDY SURVEY RESULTS - DESCRIPTIVE STATISTICS  
AMERICAN UNITED SCHOOL OF KUWAIT

**STANDARD E4 - The school shall ensure that students have access to advice and counsel on academic, personal, career and tertiary education matters to effectively support their current and future development and achievement.**

**Statistics**

	Descriptive Statistics									
	Count	Minimum	Maximum	Range	Mode	1st Quartile	Median	3rd Quartile	Mean	Standard Deviation
STUDENTS - 20. I know where to go for support for my learning when I need it.	263	1	5	4	2	1	2	2	1.96578	1.07281
STUDENTS - 22. General advice, guidance, and counseling are available to me at school.	263	1	5	4	2	1	2	2	1.82129	0.96832
STUDENTS - 23. I feel comfortable talking with guidance counselors.	263	1	5	4	2	1	2	3	2.18251	1.21342
STAFF - 65. Guidance counseling is available to students for a variety of student needs.	132	1	5	4	1	1	2	2	1.83333	1.09522
STAFF - 66. Guidance counselors respect student confidentiality.	132	1	5	4	1	1	2	2	1.93182	1.27442
PARENTS - 29. I am satisfied with the effectiveness of the school's guidance and counseling processes.	430	1	5	4	1	1	2	2	1.87674	1.14979
ALUMNI - 19. Personal counseling and academic support services were available from the school.	0	-	-	-	-	-	-	-	-	-
ALUMNI - 20. The guidance counselor(s) gave me valuable help with college/university applications and processing and with accessing the testing required for post secondary planning.	0	-	-	-	-	-	-	-	-	-

NEASC-CIE/CIS SELF STUDY SURVEY RESULTS - DESCRIPTIVE STATISTICS  
AMERICAN UNITED SCHOOL OF KUWAIT

---

**STANDARD E5 - The school shall provide appropriate health care and promote the practices of healthy living to serve student well-being and enhance access to learning opportunities.**

**Statistics**

	Descriptive Statistics									
	Count	Minimum	Maximum	Range	Mode	1st Quartile	Median	3rd Quartile	Mean	Standard Deviat...
STUDENTS - 25. I believe that I would get adequate assistance from the staff member assigned to look after ill or injured students.	263	1	5	4	2	1	2	2	1.99620	1.21304
PARENTS - 33. I am comfortable with the school's attention to health matters.	430	1	5	4	1	1	1	2	1.52326	0.77949

NEASC-CIE/CIS SELF STUDY SURVEY RESULTS - DESCRIPTIVE STATISTICS  
AMERICAN UNITED SCHOOL OF KUWAIT

**SECTION F: SCHOOL CULTURE AND PARTNERSHIPS FOR LEARNING**

**STANDARD F1 - A school climate characterized by fairness, trust, and mutual respect shall support student learning and well-being.**

**Statistics**

	Descriptive Statistics									
	Count	Minimum	Maximum	Range	Mode	1st Quartile	Median	3rd Quartile	Mean	Standard Deviat...
STUDENTS - 17. I believe that the school treats my family and me fairly.	263	1	5	4	2	1	2	2	1.88213	0.98534
STUDENTS - 37. My school is a welcoming and friendly place.	263	1	5	4	1	1	1	2	1.55513	0.81561
STUDENTS - 39. Students at my school respect teachers.	263	1	5	4	2	1	2	2	2.07224	1.00119
STUDENTS - 40. Students at my school respect one another.	263	1	5	4	2	1	2	2	2.15589	1.01810
PAGE 4 OF 6	0	-	-	-	-	-	-	-	-	-
STUDENTS - 41. I understand the school's expectations for my behavior.	263	1	5	4	1	1	1	2	1.49430	0.76953
STUDENTS - 45. The school encourages me to share my ethnic/cultural heritage.	263	1	5	4	2	1	2	3	2.20912	1.17564
STAFF - 73. I am appropriately informed if any of my students have health conditions that might affect their performance in my classes.	132	1	5	4	1	1	2	2	2.20455	1.42350
STAFF - 98. Students respect teachers.	132	1	5	4	1	1	2	2	1.67424	0.90031
STAFF - 99. Students respect one another.	132	1	5	4	2	1	2	2	1.77273	0.93412
STAFF - 104. The school promotes positive multi-cultural interaction among students and faculty.	132	1	5	4	1	1	2	2	1.71212	0.98880

NEASC-CIE/CIS SELF STUDY SURVEY RESULTS - DESCRIPTIVE STATISTICS  
AMERICAN UNITED SCHOOL OF KUWAIT

**SECTION F: SCHOOL CULTURE AND PARTNERSHIPS FOR LEARNING**

**STANDARD F1 - A school climate characterized by fairness, trust, and mutual respect shall support student learning and well-being.**

**Statistics**

	Descriptive Statistics									
	Count	Minimum	Maximum	Range	Mode	1st Quartile	Median	3rd Quartile	Mean	Standard Deviation
PARENTS - 22. School policies and rules are known by parents and students and applied fairly.	430	1	5	4	2	1	2	2	1.72093	0.88726
PARENTS - 44. My child's school is a welcoming and friendly place.	430	1	4	3	1	1	1	2	1.33721	0.57890
PARENTS - 45. I am aware of the consequences to my child of inappropriate behavior.	430	1	5	4	1	1	1	2	1.71163	1.01871
PARENTS - 51. The school fosters respect for diversity.	430	1	5	4	1	1	1	2	1.53023	0.79403
ALUMNI - 24. Students demonstrated respect for teachers.	0	-	-	-	-	-	-	-	-	-
ALUMNI - 25. Students demonstrated respect for one another at this school.	0	-	-	-	-	-	-	-	-	-
ALUMNI - 27. I understood the school's expectations for my behavior.	0	-	-	-	-	-	-	-	-	-
ALUMNI - 28. I felt proud of my school when I was a student there.	0	-	-	-	-	-	-	-	-	-
ALUMNI - 30. The school fostered opportunities for students to share their ethnic/cultural heritages.	0	-	-	-	-	-	-	-	-	-

NEASC-CIE/CIS SELF STUDY SURVEY RESULTS - DESCRIPTIVE STATISTICS  
AMERICAN UNITED SCHOOL OF KUWAIT

**STANDARD F2 - Effective communication processes shall foster a productive home-school partnership and a positive learning community.**

**Statistics**

	Descriptive Statistics									
	Count	Minimum	Maximum	Range	Mode	1st Quartile	Median	3rd Quartile	Mean	Standard Deviation
STUDENTS - 42. I receive timely and up to date information about school activities and events.	263	1	5	4	2	1	2	2	1.84030	0.87919
STUDENTS - 43. I have opportunities to express my opinions about how the school operates.	263	1	5	4	2	2	2	3	2.36122	1.13145
STAFF - 45. There are mechanisms for communicating my needs to the school management.	132	1	5	4	2	1	2	2	1.93939	0.97513
STAFF - 67. The school encourages parental involvement.	132	1	5	4	1	1	1	2	1.68182	1.02483
STAFF - 68. I seek out parents' opinions about their children's strengths, needs, and interests.	132	1	5	4	2	1	2	3	2.46212	1.52457
STAFF - 100. Effective means for communication with students and parents are in place.	132	1	5	4	1	1	1	2	1.62121	0.90897
STAFF - 103. The student activities program takes advantage of the diversity of backgrounds of school managers, staff, and students.	132	1	5	4	2	1	2	2	2.09849	1.29603

NEASC-CIE/CIS SELF STUDY SURVEY RESULTS - DESCRIPTIVE STATISTICS  
AMERICAN UNITED SCHOOL OF KUWAIT

**STANDARD F2 - Effective communication processes shall foster a productive home-school partnership and a positive learning community.**

**Statistics**

	Descriptive Statistics									
	Count	Minimum	Maximum	Range	Mode	1st Quartile	Median	3rd Quartile	Mean	Standard Deviat...
PARENTS - 30. I am satisfied with the communication I have with my child's teachers.	430	1	5	4	1	1	1	2	1.56279	0.75914
PARENTS - 31. The school includes me in important decisions about my child's education.	430	1	5	4	2	1	2	2	2.08837	1.19946
PARENTS - 38. I have received a school or parent handbook and find it useful.	430	1	5	4	1	1	2	2	1.89767	1.15285
PARENTS - 46. I receive regular information about school activities and events.	430	1	5	4	1	1	1	2	1.45814	0.67985
PARENTS - 47. I know how and where to share information about my child with school personnel.	430	1	5	4	1	1	1	2	1.63023	0.81584
PARENTS - 48. Effective communication strategies exist for the interchange of opinions among the school, students and parents.	430	1	5	4	2	1	2	2	1.80930	1.00737
PARENTS - 52. I have been invited to share my family's cultural heritage with my child's school.	430	1	5	4	1	1	2	4	2.48837	1.52456

NEASC-CIE/CIS SELF STUDY SURVEY RESULTS - DESCRIPTIVE STATISTICS  
AMERICAN UNITED SCHOOL OF KUWAIT

**STANDARD F3 - The school shall offer effective programs and activities which complement the formal curriculum in supporting the school's Guiding Statements.**

**Statistics**

	Descriptive Statistics									
	Count	Minimum	Maximum	Range	Mode	1st Quartile	Median	3rd Quartile	Mean	Standard Deviation
STUDENTS - 44. The student activities programs are broad enough to meet my interests.	263	1	5	4	2	1	2	3	2.22434	1.07824
STUDENTS - 46. The school helps me to understand and respect differences and to appreciate diversity.	263	1	5	4	1	1	2	2	1.79468	1.02611
STUDENTS - 47. The school provides opportunities for students to learn leadership skills.	263	1	5	4	2	1	2	2	1.76426	0.91332
STUDENTS - 48. The school provides opportunities for me to participate in community service activities.	263	1	5	4	2	1	2	2	2.09125	1.21744
STAFF - 101. I am encouraged by the school to view each student as a "whole person."	132	1	5	4	1	1	1	2	1.77273	1.13878
STAFF - 102. The student activities program takes advantage of opportunities afforded by the school's location.	132	1	5	4	1	1	2	2	2.07576	1.34627
PARENTS - 49. School programs are appropriate in size and variety to serve the needs of my child.	430	1	5	4	1	1	2	2	1.86744	1.10753
PARENTS - 50. School programs provide opportunities for students to learn leadership skills and to participate in community service.	430	1	5	4	1	1	2	2	1.99070	1.27221
ALUMNI - 29. The program of student activities enriched the program and met the needs and interests of the students.	0	-	-	-	-	-	-	-	-	-
ALUMNI - 31. The school enhanced the development of my international - mindedness and intercultural awareness.	0	-	-	-	-	-	-	-	-	-

NEASC-CIE/CIS SELF STUDY SURVEY RESULTS - DESCRIPTIVE STATISTICS  
AMERICAN UNITED SCHOOL OF KUWAIT

**SECTION G: OPERATIONAL SYSTEMS**

**STANDARD G1 - The management of school finances shall be consistent with best financial practices in international schools, in accordance with the legal requirements of the host country, and shall support the effective delivery of the school's programs.**

**Statistics**

	Descriptive Statistics									
	Count	Minimum	Maximum	Range	Mode	1st Quartile	Median	3rd Quartile	Mean	Standard Deviation
STAFF - 35. The faculty has appropriate input into the school's educational and budget processes.	132	1	5	4	2	2	2	5	2.84849	1.52993
STAFF - 78. I am satisfied with the physical condition of the school and its appropriateness for teaching and learning.	132	1	5	4	1	1	1	2	1.37121	0.82943
PARENTS - 23. I believe the school is financially secure and that the school operates in a financially responsible manner.	430	1	5	4	1	1	2	2	1.97907	1.28209
PARENTS - 24. The school reports fee changes in a timely manner, allowing me to make decisions about my child's continued enrollment.	430	1	5	4	2	1	2	5	2.61163	1.57904
BOARD - 30. After appropriate consultation and debate, the governing body sets fee levels, which ensure the ongoing financial stability of the school.	8	1	5	4	5	2.25	4.5	5	3.5	1.65831
BOARD - 31. The governing body approves the school's annual budget after seeking input from appropriate constituents.	8	1	5	4	5	2.25	5	5	3.75	1.71391
BOARD - 32. The school regularly considers culturally appropriate means of raising additional funds.	8	1	5	4	5	1.25	5	5	3.625	1.79844
BOARD - 33. The governing body receives appropriate reports on financial matters.	8	2	5	3	5	2.25	5	5	4	1.32288
BOARD - 34. The financial affairs of the school are competently managed.	8	1	5	4	5	1.25	5	5	3.625	1.79844



NEASC-CIE/CIS SELF STUDY SURVEY RESULTS - DESCRIPTIVE STATISTICS  
AMERICAN UNITED SCHOOL OF KUWAIT

---

**SECTION G: OPERATIONAL SYSTEMS**

**STANDARD G1 - The management of school finances shall be consistent with best financial practices in international schools, in accordance with the legal requirements of the host country, and shall support the effective delivery of the school's programs.**

**Statistics**

	Descriptive Statistics									
	Count	Minimum	Maximum	Range	Mode	1st Quartile	Median	3rd Quartile	Mean	Standard Deviation
BOARD - 35. The school's insurance program is comprehensive and appropriate.	8	1	5	4	5	2	5	5	3.75	1.63936

NEASC-CIE/CIS SELF STUDY SURVEY RESULTS - DESCRIPTIVE STATISTICS  
AMERICAN UNITED SCHOOL OF KUWAIT

**STANDARD G2 - Grounds, buildings, technical installations, basic furnishings, and equipment shall effectively support delivery of the programs required to put the school's Guiding Statements into practice.**

**Statistics**

	Descriptive Statistics									
	Count	Minimum	Maximum	Range	Mode	1st Quartile	Median	3rd Quartile	Mean	Standard Deviation
STAFF - 80. I am aware of the rules and policies regarding use of school resources.	132	1	5	4	1	1	1.5	2	1.60606	0.79542
STAFF - 81. The physical dimensions of classrooms are adequate for the subjects I teach and the ages of the students.	132	1	5	4	1	1	1	2	1.98485	1.47188
STAFF - 82. School furniture is well maintained.	132	1	5	4	1	1	1	1	1.26515	0.53456
STAFF - 85. The school's information and communication technology systems support my efforts in my work.	132	1	5	4	1	1	1	2	1.56818	0.89775
STAFF - 87. Internet access at school is reliable and sufficient.	132	1	5	4	1	1	1	2	1.61364	0.79437
PARENTS - 39. The teaching spaces at my child's school are satisfactory.	430	1	5	4	1	1	1	2	1.32558	0.53791
PARENTS - 40. The school building(s) provide(s) an appropriate atmosphere for learning.	430	1	4	3	1	1	1	1	1.21628	0.47468

NEASC-CIE/CIS SELF STUDY SURVEY RESULTS - DESCRIPTIVE STATISTICS  
AMERICAN UNITED SCHOOL OF KUWAIT

**STANDARD G3 - The school shall ensure that its grounds, buildings, technical installations, basic furnishings, equipment and systems provide for the health and safety of students, personnel and visitors.**

**Statistics**

	Descriptive Statistics									
	Count	Minimum	Maximum	Range	Mode	1st Quartile	Median	3rd Quartile	Mean	Standard Deviat...
STUDENTS - 24. I know what to do if there is an emergency at my school.	263	1	5	4	1	1	1	2	1.73004	0.98242
STUDENTS - 28. I feel safe at school.	263	1	5	4	1	1	1	2	1.48669	0.75446
STAFF - 69. I am satisfied with school health and emergency procedures.	132	1	5	4	1	1	2	2	1.70455	0.93532
STAFF - 71. I have been effectively prepared about what to do in the event of a medical emergency.	132	1	5	4	2	1	2	2	1.87879	0.92138
STAFF - 76. Suitable arrangements are made to identify and respond to security threats.	132	1	5	4	1	1	1.5	2	1.89394	1.25080
STAFF - 83. I have adequate equipment and storage space for my teaching needs.	132	1	5	4	1	1	1	2	2.01515	1.51250
STAFF - 84. The teachers' lounge is satisfactory.	132	1	5	4	1	1	1	2	1.72727	1.11526
STAFF - 93. I know where and how to report safety and maintenance concerns.	132	1	5	4	1	1	1	2	1.54546	0.78203
PARENTS - 32. I trust the school's emergency procedures, such as for evacuation and I trust that my child is safe on campus.	430	1	5	4	1	1	1	2	1.56279	0.85427
PARENTS - 36. The school campus is clean and attractive.	430	1	5	4	1	1	1	1	1.21395	0.56716
BOARD - 43. Board policies and school practices demonstrate a concern for the well being of everyone on school premises and using school services to promote the safety of students and adults.	8	1	2	1	1	1	1	1.75	1.25	0.43301

NEASC-CIE/CIS SELF STUDY SURVEY RESULTS - DESCRIPTIVE STATISTICS  
AMERICAN UNITED SCHOOL OF KUWAIT

---

**STANDARD G3 - The school shall ensure that its grounds, buildings, technical installations, basic furnishings, equipment and systems provide for the health and safety of students, personnel and visitors.**

**Statistics**

	Descriptive Statistics									
	Count	Minimum	Maximum	Range	Mode	1st Quartile	Median	3rd Quartile	Mean	Standard Deviat...
BOARD - 44. Appropriate policies are in place to respond to threats to security.	8	1	2	1	2	1	2	2	1.625	0.48412
BOARD - 45. All buildings and facilities used to provide instruction and services to students meet health and safety codes of local government authorities and expectations of the accrediting association(s).	8	1	5	4	1	1	1.5	2	1.875	1.26861
ALUMNI - 26. The classrooms and other school facilities were safe, comfortable and suitable for the activities they housed.	0	-	-	-	-	-	-	-	-	-

**STANDARD G4 - The school shall provide or arrange for auxiliary services as required to support its declared objectives and programs, and shall ensure that such services meet acceptable standards of safety, efficiency and comfort.**

**Statistics**

	Descriptive Statistics									
	Count	Minimum	Maximum	Range	Mode	1st Quartile	Median	3rd Quartile	Mean	Standard Deviat...
STUDENTS - 26. I am happy with the quality of food served at school.	263	1	5	4	1	1	2	3	2.04563	1.09519
STUDENTS - 27. Toilet and hand washing facilities are adequate at my school.	263	1	5	4	1	1	1	2	1.53612	0.84414

NEASC-CIE/CIS SELF STUDY SURVEY RESULTS - DESCRIPTIVE STATISTICS  
AMERICAN UNITED SCHOOL OF KUWAIT

**STANDARD G4 - The school shall provide or arrange for auxiliary services as required to support its declared objectives and programs, and shall ensure that such services meet acceptable standards of safety, efficiency and comfort.**

**Statistics**

	Descriptive Statistics									
	Count	Minimum	Maximum	Range	Mode	1st Quartile	Median	3rd Quartile	Mean	Standard Deviation
STUDENTS - 29. I feel safe going on school trips.	263	1	5	4	1	1	1	2	1.76046	1.15345
STUDENTS - 31. Members of the school's (non-teaching) support staff are friendly and helpful.	263	1	5	4	1	1	1	2	1.57034	0.82832
STAFF - 74. The cafeteria/dining hall is a welcoming place.	132	1	5	4	1	1	1	2	1.37879	0.71277
STAFF - 75. Toilet and hand washing facilities are adequate.	132	1	5	4	1	1	1	1	1.27273	0.55173
STAFF - 77. School trips are well planned and well supervised.	132	1	5	4	1	1	2	4.75	2.40151	1.59003
STAFF - 79. I find the school support staff helpful and efficient.	132	1	5	4	1	1	1	2	1.45455	0.80117
PARENTS - 34. I am satisfied with the nutritional level and appeal of the food provided at school.	430	1	5	4	1	1	2	2	1.80233	1.03452
PARENTS - 35. I trust that my child is safe on school trips.	430	1	5	4	1	1	1	2	1.67442	0.99349
PARENTS - 37. School support staff members (non-teaching) are friendly and helpful.	430	1	5	4	1	1	1	2	1.36512	0.61318